

VÔ ĐÀI PHÚC (Tổng Chủ biên kiêm Chủ biên)  
NGUYỄN THỊ NGỌC QUYÊN - ĐẶNG ĐỒ THIÊN THANH  
LÊ THỊ TUYẾT MINH - HUỲNH TUYẾT MAI - NGUYỄN THỤY UYÊN SA

# Tiếng Anh

Learn  
**Smart  
Start**  
Student's Book

3



NHÀ XUẤT BẢN  
ĐẠI HỌC SƯ PHẠM TP HỒ CHÍ MINH



**Unit 5: Sports and  
hobbies**

**Lesson 3.3**

**Page 76**

# Lesson Outline

## Warm-up

## Speaking

## Consolidation

## Wrap-up

**E** Point, ask, and answer.

May I play volleyball?

Yes, you may.



**F** Play the Chain game.

May I go swimming?

Yes, you may.

May I go skateboarding?

No, you may not.



# Objectives

By the end of this lesson, students will be able to ask for permission, using verb phrases related to activities:

**Vocabulary:** watch TV, go skateboarding, go out, go swimming


**Structure:** *May I watch TV?*

*- Yes, you may./ No, you may not.*



# WARM-UP





**BROKEN  
WORDS**



go



ska



ing



te



gh



rd



boa



set

Click on the piece.





go  
skateboarding



swi



ly



ing



go



mm



rd



wa



set

Click on the piece.







go swimming



re



go



ing



wa



th



si



tch



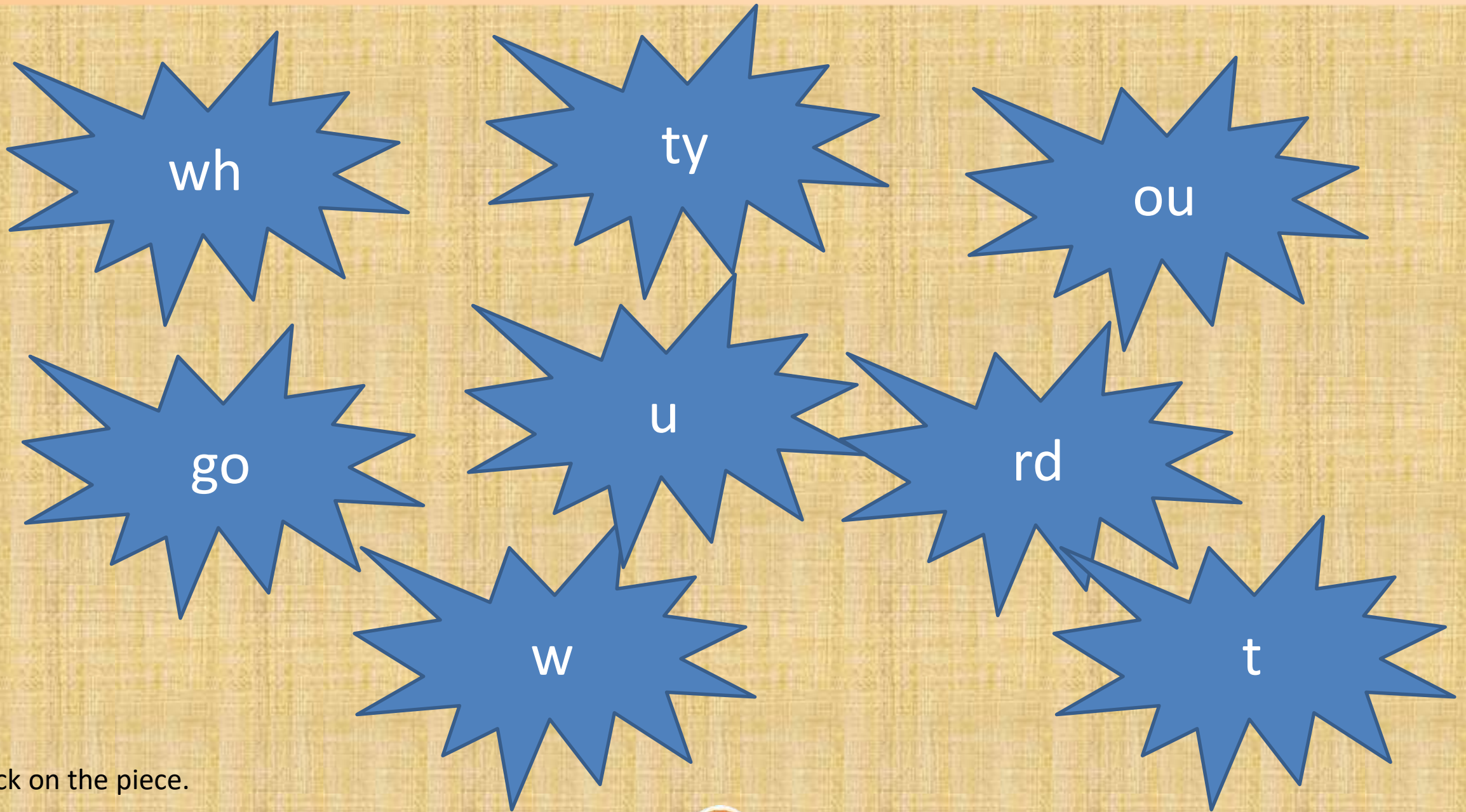
TV

Click on the piece.



watch TV





Click on the piece.



Go out



It's time to learn ...





 **Point, ask, and answer.**

1. Divide the class into pairs.
2. Demonstrate the activity using the speech bubbles.
3. Have Student A point and ask, have Student B answer.
4. Swap roles and repeat.
5. Afterwards, have some pairs demonstrate the activity in front of the class.



May I play volleyball?

Yes, you may.



May I play volleyball?

Yes, you may.

4



5



6






Extra Practice  
WB, page 53.



**Look and write.**



A: May I go out?

B: Yes, you may.



A: May I watch TV?


B: No, you may not.



Extra Practice  
WB, page 53.



**Look and write.**



A: May I go skateboarding ?

B: Yes, you may.



A: May I go swimming? ?

B: No, you may not.






## Play the *Chain* game.

1. Have students look at the example.
2. Divide the class into groups.
3. Have the students stand up.
4. Have Student A turn to Student B and ask the question, then have Student B answer.
5. Next, have Student B turn to Student C and ask the question, then have Student C answer.
6. Continue until all students have practiced.
7. Have some groups demonstrate the activity in front of the class.





# CONSOLIDATION





# LET'S PLAY!

[Click here to play the games.](#)

Tiếng Anh 3 i-Learn Smart Start

Phần mềm trò chơi tương tác

Unit 5 - Sports &amp; Hobbies

Lesson 1

0%

Lesson 2

33,33%

Lesson 3

0%

Lesson 4

0%



Listen And Find



Look And Find

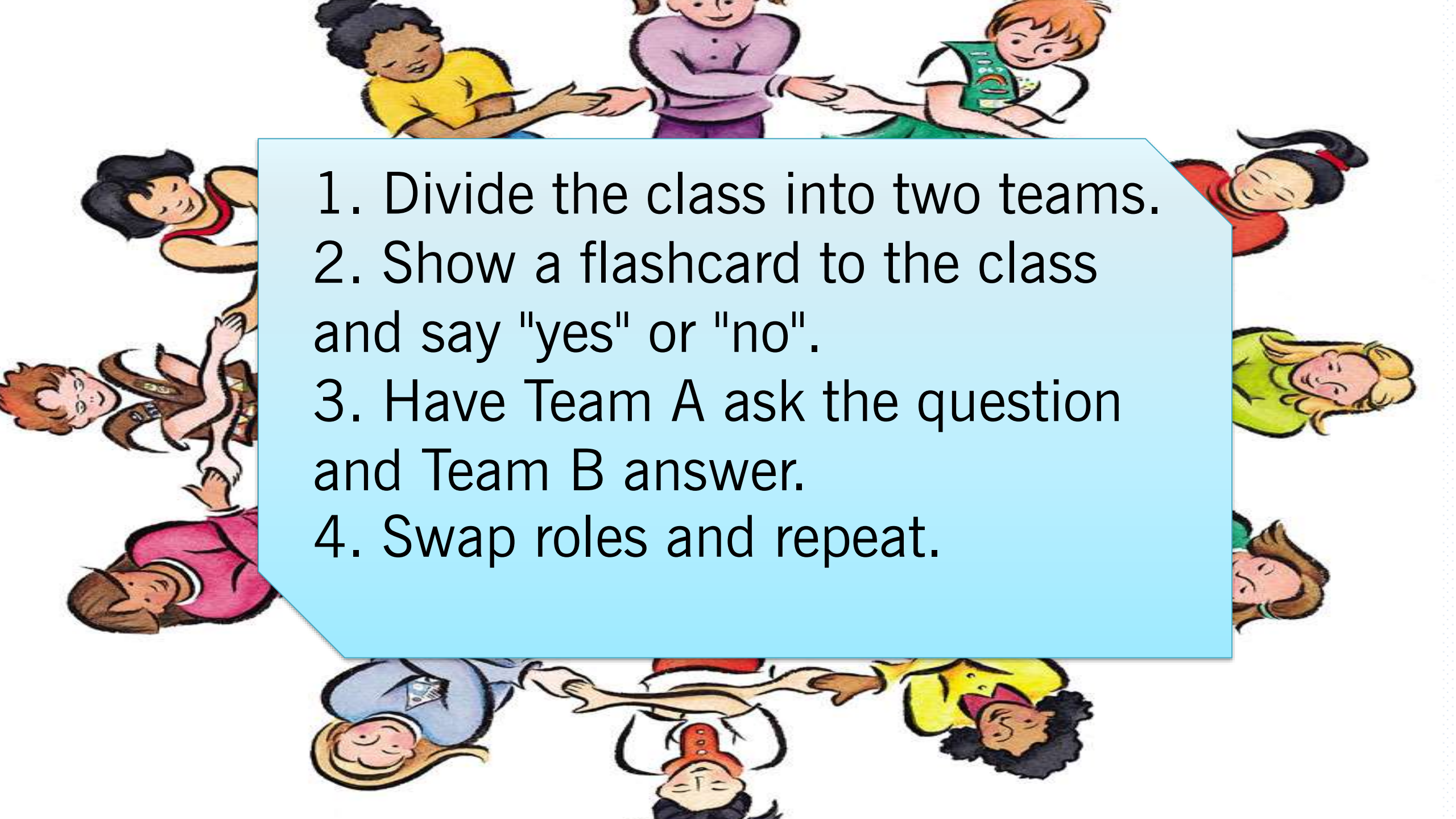


Grammar





# WRAP-UP

- 
- A colorful illustration of a diverse group of children of various ethnicities and ages. They are arranged in a circle, holding hands, suggesting a team or community. The children are wearing various clothing, including a yellow shirt, a purple sweater, a green dress, a red top, a green shirt, a pink top, a blue dress, a red top, and a yellow shirt. The background is white.
1. Divide the class into two teams.
  2. Show a flashcard to the class and say "yes" or "no".
  3. Have Team A ask the question and Team B answer.
  4. Swap roles and repeat.

Team A:

*May I play tennis?*

Team B:

*No, you may not.*













# Today's lesson

## *Vocabularies*

- *watch TV*
- *go skateboarding*
- *go out*
- *go swimming*

## *Structures/ Sentence patterns*

- *May I watch TV?*  
- *Yes, you may./No, you may not.*

# Homework

- *Practice the vocabularies/structures and make sentences using them.*
- *Do the exercises on page 53 WB.*
- *Do the exercises in **Tiếng Anh 3 i-Learn Smart Start Notebook** on page 36.*
- *Prepare the next lesson (page 77 SB).*
- *Play the consolidation games in **Tiếng Anh 3 i-Learn Smart Start DHA App** on [www.eduhome.com.vn](http://www.eduhome.com.vn)*





Stay positive and have a nice day!