



Tiếng Anh

i-Learn
Smart Start

4

Unit 5: Getting Around

Lesson 1.1

Page 64

Lesson Outline

Warm-up

Vocabulary

Structure

Consolidation

Wrap-up

Unit 5 LESSON 1
GETTING AROUND

A 1. Listen and point. Repeat. 

1  stop
2  do not enter
3  turn left
4  turn right
5  no parking

2. Play Slow motion.



B 1. Listen and practice. 

 What does that sign mean?  It means "Stop". 

2. Look and write.  **Practice.**

1  It means "Do not enter".
2  A: What does that sign mean?
B: It means "_____".
3  It means "_____".
4  It means "_____".
5  A: What does that sign mean?
B: It means "_____".

64

Objectives

By the end of this lesson, students will be able to...

Vocabulary: Pronounce and use the words related to the topic properly: *stop, do not enter, turn left, turn right, no parking.*

Structure: *What does that sign mean? - It means "Stop".*

WARM UP



It's time to learn ...







**A****1. Listen and point. Repeat.***Click on each picture to hear the sound.*

1



stop

/stɒp/
ngừng lại,
dừng lại

2



do not enter

/duː naɪt 'entər/
cấm vào

3



turn left

/tɜːrn left/
 rẽ trái

4



turn right

/tɜːrn raɪt/
 rẽ phải

5



no parking

/nəʊ 'pɑːkɪŋ/
cấm đỗ xe

A

1. Listen and point. Repeat. 

Click on each picture to hear the sound.



stop

*/stɒp/
ngừng lại,
dừng lại*

A

1. Listen and point. Repeat.



Click on each picture to hear the sound.



do not enter

*/duː nɒt 'entər/
cấm vào*

A

1. Listen and point. Repeat.



Click on each picture to hear the sound.



turn left

*/tɜːrn left/
rẽ trái*

A

1. Listen and point. Repeat.



Click on each picture to hear the sound.



turn right

*/tɜːrn raɪt/
rẽ phải*

A

1. Listen and point. Repeat. 

Click on each picture to hear the sound.



no parking

*/nɒʊ 'pɑ:rkɪŋ/
cấm đỗ xe*




Check your memory

DISAPPEAR




Look at the the line
and say what
disappears with the
wind within the time
limit (5 seconds)

What disappears?



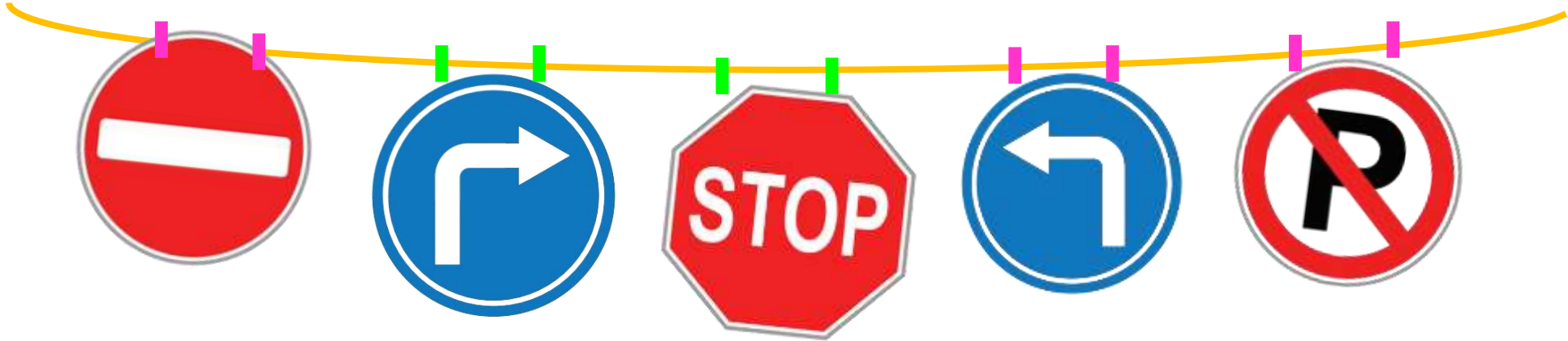
stop

What disappears?



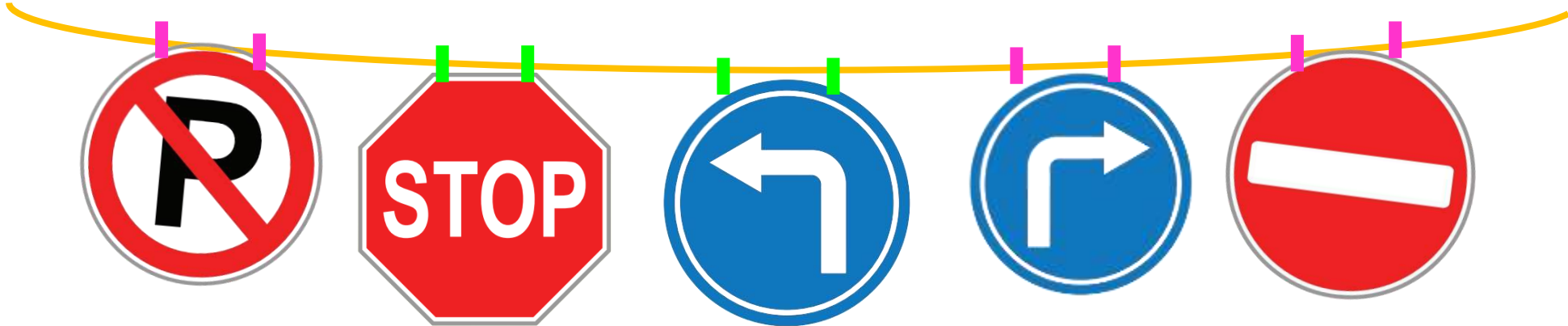
no parking

What disappears?



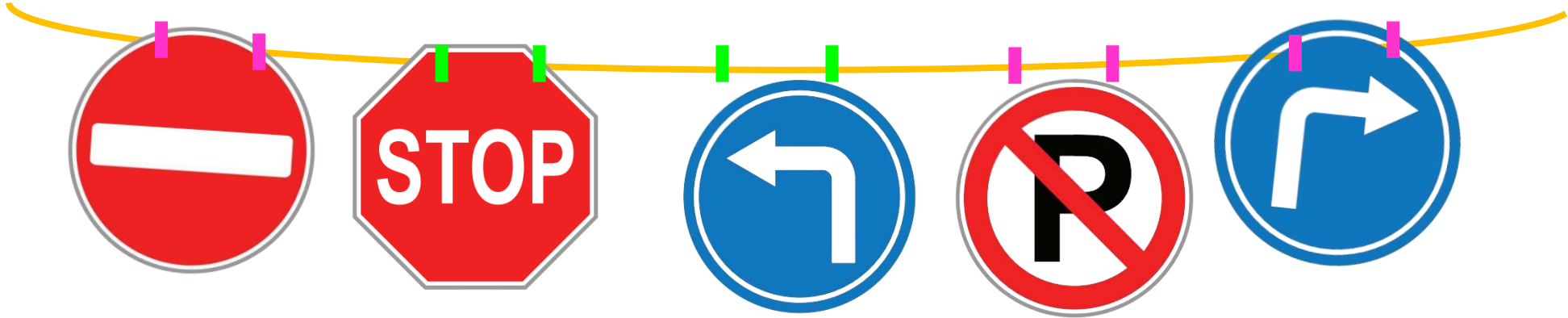
do not enter

What disappears?




turn left

What disappears?



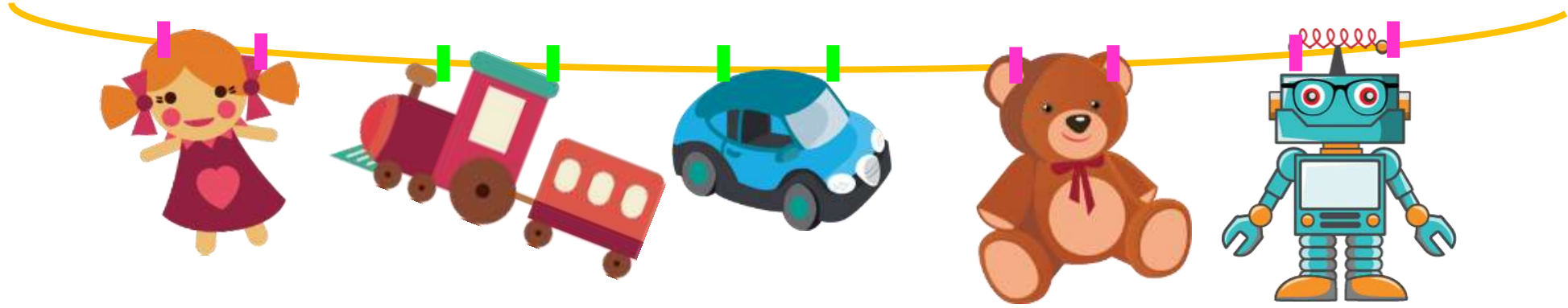
turn right

What disappears?




a teddy bear

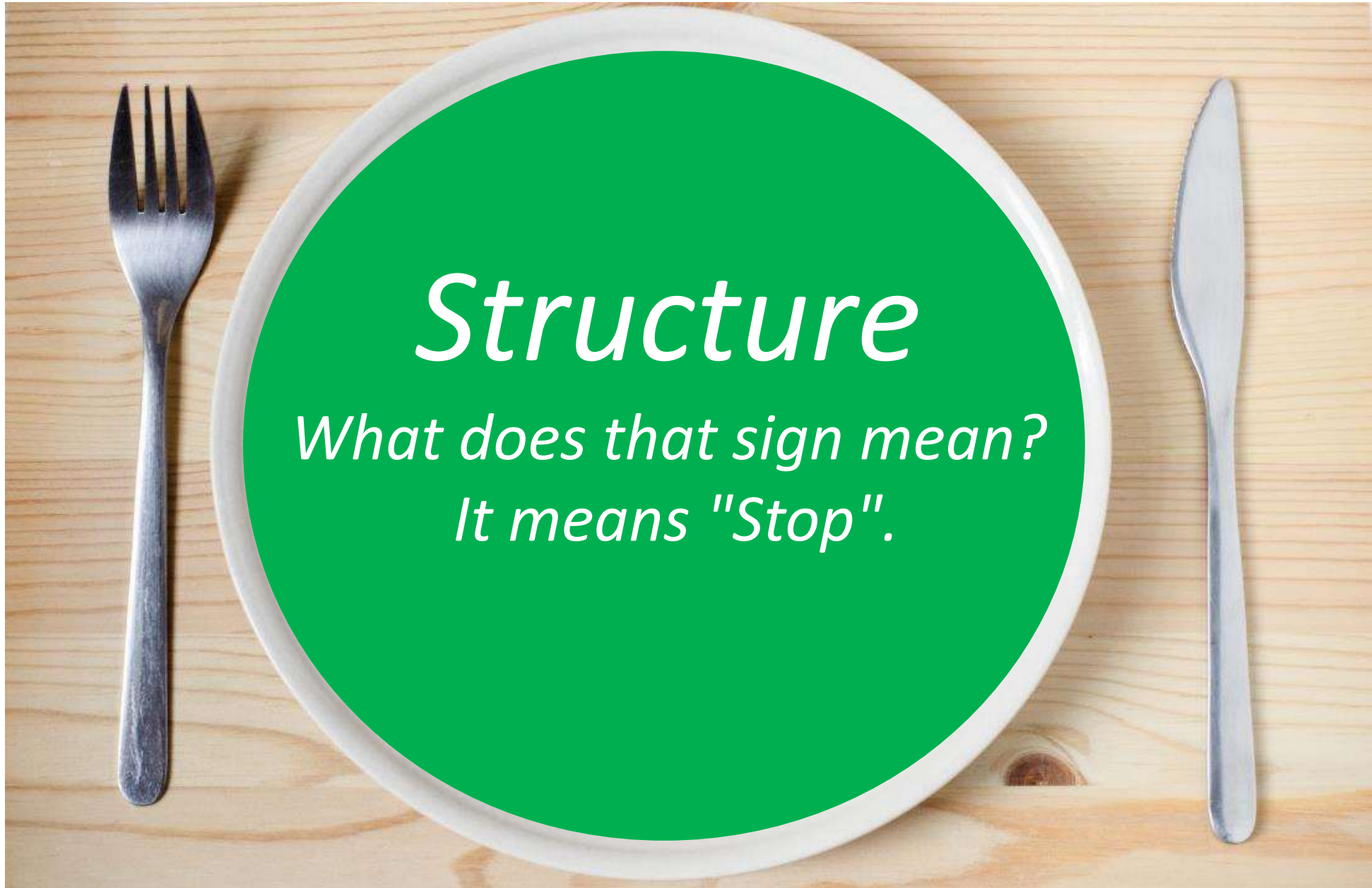
What disappears?



a train

2. Play *Slow motion*.





Structure

*What does that sign mean?
It means "Stop".*



Structure



What does that sign mean?



It means "Stop".





B**1. Listen and practice.**

What does that sign mean?



It means "Stop".



2. Look and write . Practice.



It means "Do not enter".



A: What does that sign mean?

B: It means "turn left".



It means "no parking".



It means "turn right".



A: What does that sign mean?

B: It means "stop".

Extra Practice
WB, page 42

A Find and circle.



lapturnrightood



pramnoparkingi



plqdonotenterp




arsturnlefturth



salnstopinut

Extra Practice
WB, page 42

B Look and write.



1. _____ turn left _____

2. **no parking** _____

3. **do not enter** _____

4. **stop** _____

5. **turn right** _____



CONSOLIDATION



WRAP-UP



Today's lesson

Vocabularies

*stop, do not enter,
turn left, turn right,
no parking.*

Structures/ Sentence patterns

*What does that sign mean?
- It means "Stop".*

Homework

- *Practice the vocabularies and structure; and make sentences using them.*
- *Do the exercises in **Tiếng Anh 4 i-Learn Smart Start WB** (page 42).*
- *Do the exercises in **Tiếng Anh 4 i-Learn Smart Start Notebook** (page 28).*
- *Prepare the next lesson (page 65 SB).*
- *Play the consolidation games in **Tiếng Anh 4 i-Learn Smart Start DHA App** on www.eduhome.com.vn*



Enjoy your day!