



# Unit 7: Toys

## Lesson 3.1

### Page 102



# Lesson Outline

## Warm-up

## Vocabulary




## Structure

## Consolidation

## Wrap-up

Unit 7 LESSON 3  
**TOYS**



**A 1. Listen and point. Repeat.** 

1  under  
2  on  
3  in  
4  toy box  
5  wardrobe

**2. Play Board race.**



**B 1. Listen and practice.** 

 "toy box"  
 "toy box"  
Put the ball on the chair. 

**2. Look and match.**  **Practice.**

1 Put the ball \_\_\_\_\_ the toy box.  A. the red car  
2 \_\_\_\_\_ the robot on the table.  B. Put  
3 Put the doll in \_\_\_\_\_.  C. in  
4 Put \_\_\_\_\_ under the chair.  D. the wardrobe

102

# Objectives

By the end of this lesson, students will be able to...

**Vocabulary:** *Pronounce and use the words related to the topic properly: under, on, in, toy box, wardrobe*

**Structure:** *Instruct someone to put an item somewhere else by using:*

*Put the ball on the chair.*



# GAME WITH DORAEMON



Start





# HOW TO PLAY

There are 4 quizzes in the game.

You will have 10 seconds to give the answer to each question.

To answer the question, raise a card of the same color as the answer.

Orange

Blue

Green

Red

You have 1 minute to prepare your card!





How many dolls?



Seven dolls.


Ten dolls.

Eight dolls.

Nine dolls.



How many robots?



Eight robots.



Nine robots.




Six robot.



Ten robots.



How many dice?



Seven dice.



Ten dice.



Nine dice.



Eight dice.





How many cars?



Five cars.



Seven cars.



Six cars.



Eight cars.



# GAME WITH DORAEMON

THANK YOU  
SO MUCH!



# WARM UP



It's time to learn ...







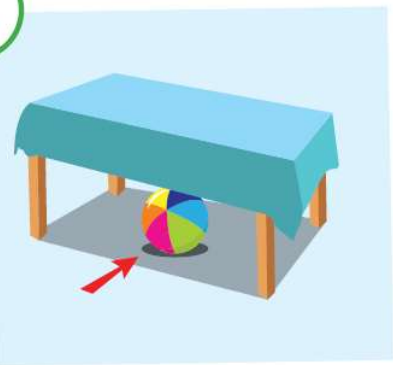
*New words*  
*under*  
*on*  
*in*  
*toy box*  
*wardrobe*



A

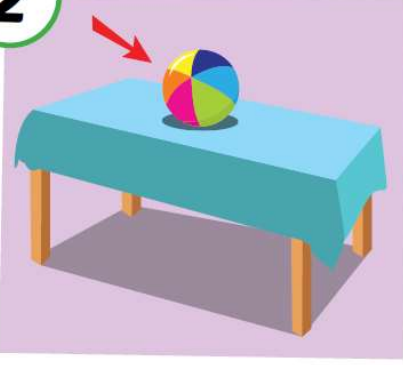
1. Listen and point. Repeat. *Click the icon to hear the sound*

1



under

2



on

3



in

4



toy box

5



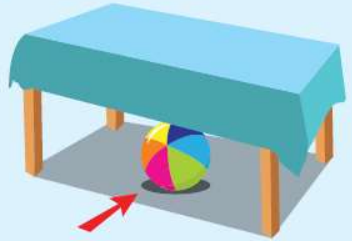
wardrobe



A

1. Listen and point. Repeat. *Click on each icon to hear the sound*

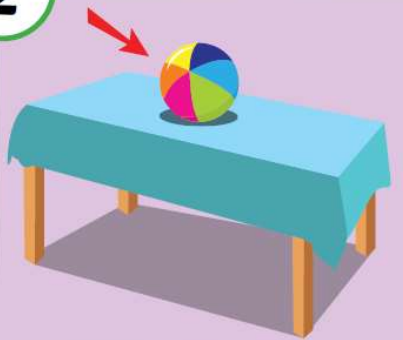
1



under

/'ʌndə /  
ở dưới

2



on

/ɑ:n /  
ở trên

3



in

/ɪn /  
ở trong

4



toy box

/tɔɪ bɑ:ks /  
hộp đồ chơi

5



wardrobe

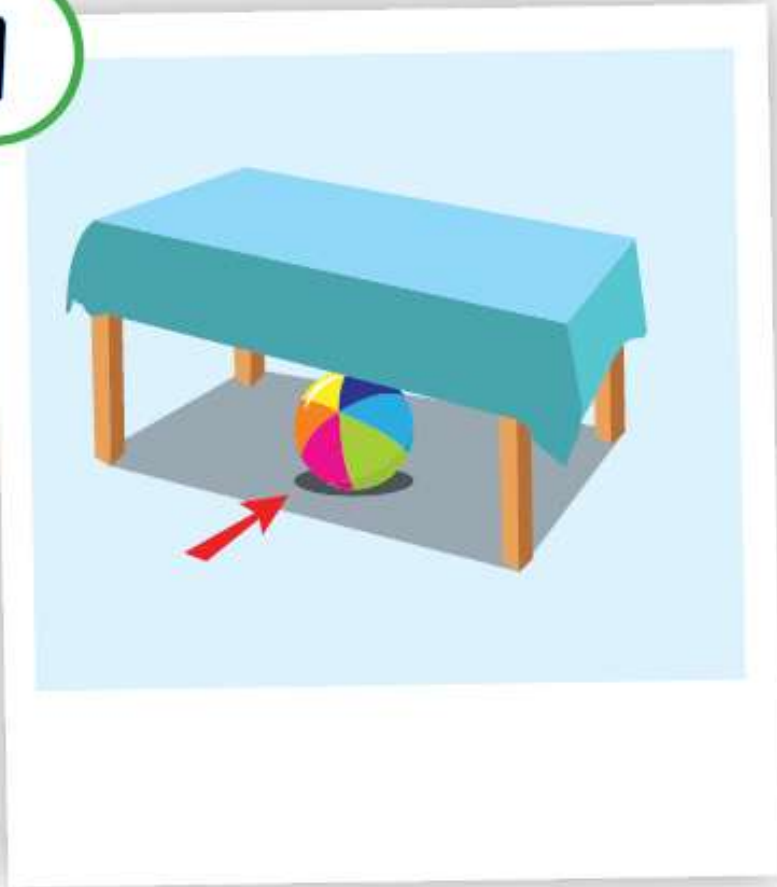
/'wɔ:drəʊb /  
tủ đồ,  
tủ quần áo



A

1. Listen and point. Repeat. *Click on the icon to hear the sound*

1



under

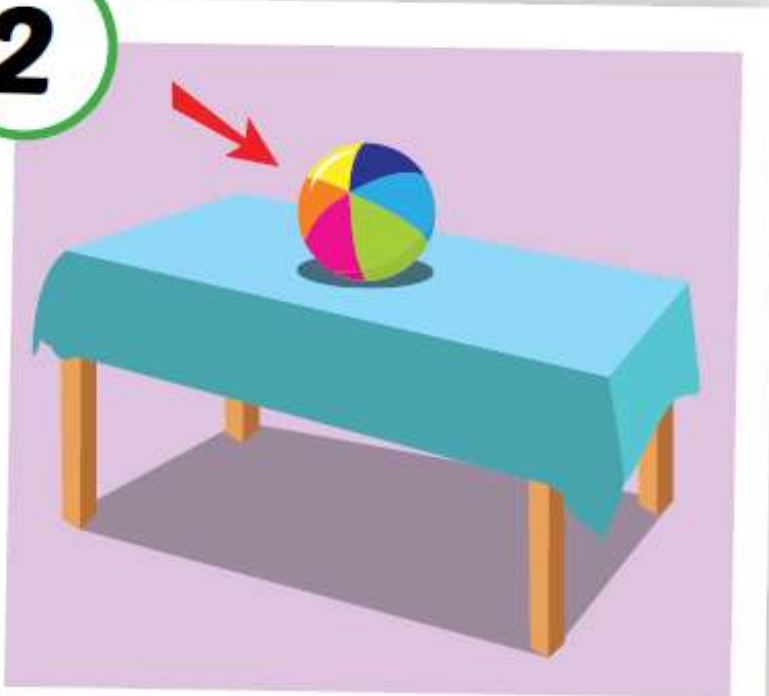
*/'ʌndə/*  
*ở dưới*

A

1. Listen and point. Repeat. 

*Click on the icon to hear the sound*

2



on

*/ɑːn/*  
ở trên




A

1. Listen and point. Repeat. 

*Click on the icon to hear the sound*

3



in

/ɪn/  
ở trong



A

1. Listen and point. Repeat. 

*Click on the icon to hear the sound*

4



toy box

*/tɔɪ bɑːks/  
hộp đồ chơi*





A

1. Listen and point. Repeat. *Click on the icon to hear the sound*

5



wardrobe

/'wɔːdrəʊb/

tủ đồ,

tủ quần áo





1

2

3

4

5

a

b

c

d

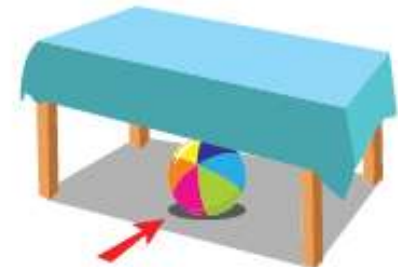
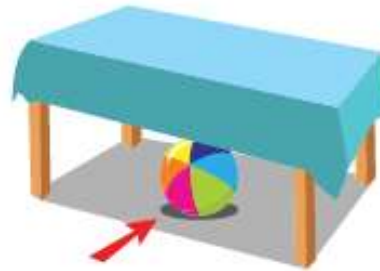
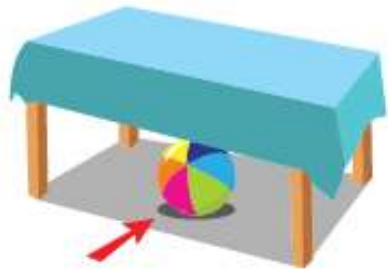
e



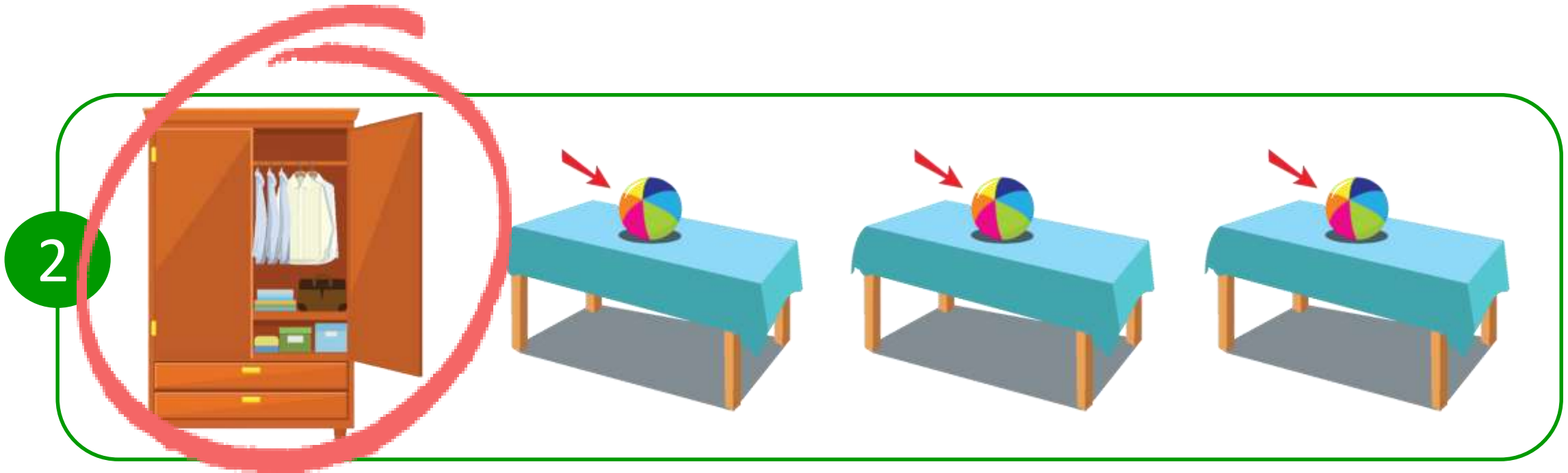
**A**

**Circle the odd one out and write.**

1



in

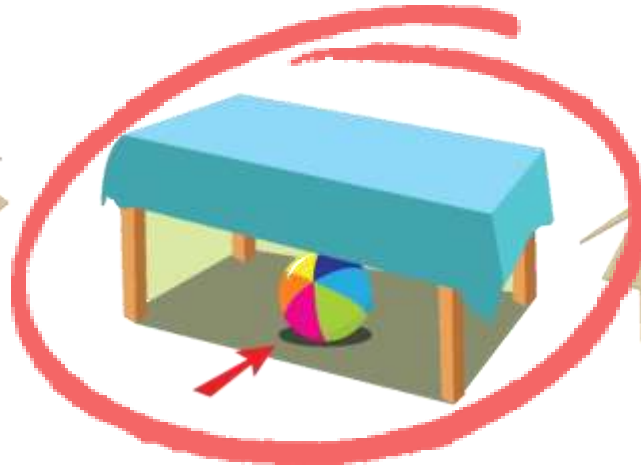
**A****Circle the odd one out and write.**

wardrobe



**A****Circle the odd one out and write.**

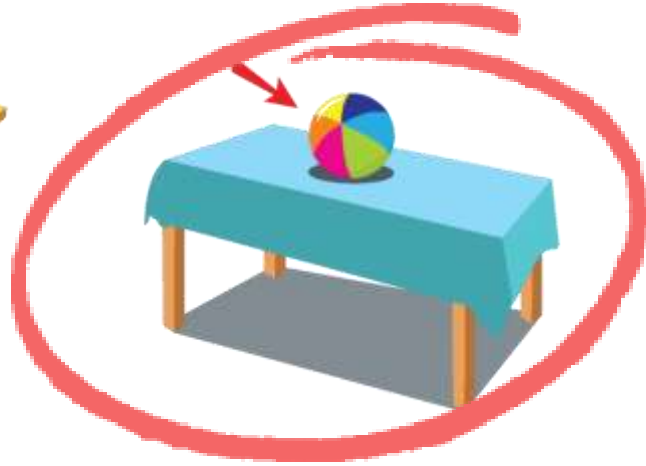
3

under

**A**

**Circle the odd one out and write.**

4



on

**A****Circle the odd one out and write.**

5



toy box

Extra Practice  
WB, P. 72

**B** Match and write.



o n



u n d e r



i n



w a r d r o b e



t o y b o x



## 2. Play *Board race*.



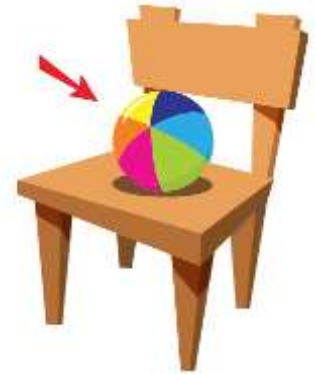
*Structures*  
*Put the **ball** on the **chair**.*



Presentation

**B****1. Listen and practice.***Click on the icon to listen*

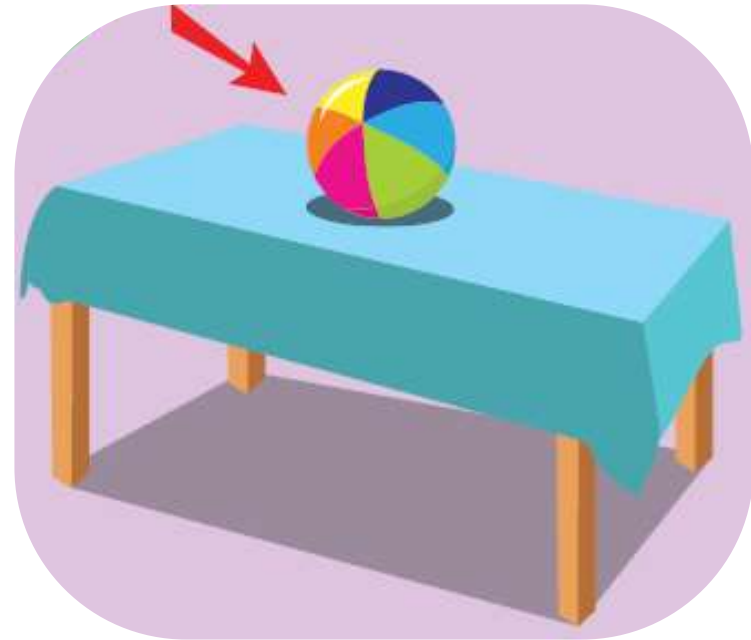
Put the ball on the chair.







Put the ball on the table.



Put the ball in the box.



## 2. Look and match . Practice.

1 Put the ball \_\_\_\_\_ the toy box.

2 \_\_\_\_\_ the robot on the table.

3 Put the doll in \_\_\_\_\_.

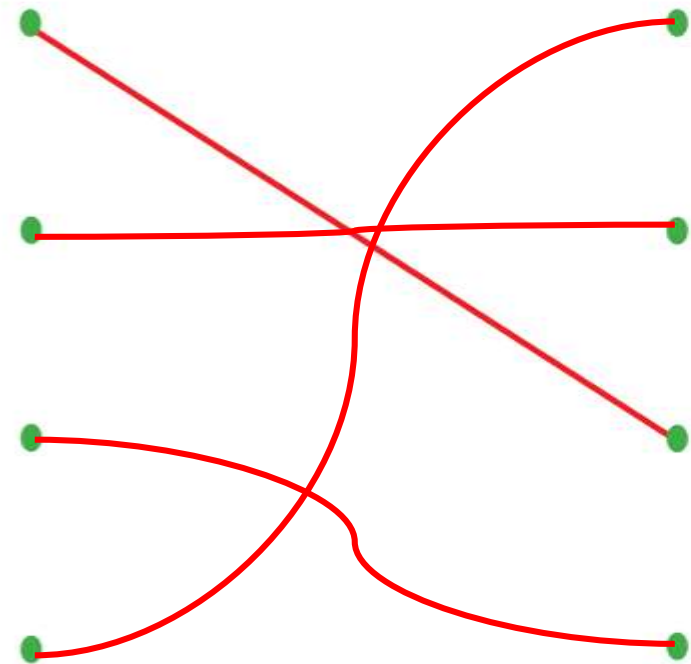
4 Put \_\_\_\_\_ under the chair.

A. the red car

B. Put

C. in

D. the wardrobe





# CONSOLIDATION



Extra Practice  
DHA App

# LET'S PLAY!

Tiếng Anh 3 i-Learn Smart Start > Phần mềm trò chơi tương tác > Unit 7 - Toys

Lesson 1 0%

Lesson 2 0%

**Lesson 3 0%**

Lesson 4 0%

Listen And Find


Look And Find

Grammar

*Click here to play  
the games*



# WRAP-UP



# Today's lesson

## *Vocabulary*

*under, on, in, toy  
box, wardrobe*

## *Structures/ Sentence patterns*

*Put the ball on the chair.*



# Homework

- Practice the vocabulary, structures, and make sentences using them.
- Do the exercises in **Tiếng Anh 3 i-Learn Smart Start WB** (page 72).
- Do the exercises in **Tiếng Anh 3 i-Learn Smart Start DHA Notebook** (page 48).
- Prepare the next lesson (page 103 SB).
- Play the consolidation games in **Tiếng Anh 3 i-Learn Smart Start DHA App** on [www.eduhome.com.vn](http://www.eduhome.com.vn)







Enjoy your day!