

**PHÒNG GIÁO DỤC VÀ ĐÀO TẠO QUẬN LONG BIÊN**  
**TRƯỜNG MẦM NON SƠN CA**




**LĨNH VỰC PHÁT TRIỂN NHẬN THỨC**  
**HOẠT ĐỘNG LÀM QUEN VỚI TOÁN**

**Đề tài: Nhận biết mối quan hệ hơn kém trong phạm vi 7**

**Lứa tuổi: Mẫu giáo lớn 5 - 6 tuổi**

**Giáo viên: Trần Thị Hương Quỳnh**

**Năm học: 2022 - 2023**

The background features a green field with several cartoon children's faces. At the top, three children (two girls and one boy) are smiling with arms outstretched. On the left and right sides, four children are peeking over the edges of a central white box. At the bottom, three children (two girls and one boy) are also peeking over the bottom edge of the box. The central white box contains the text for the lesson objectives.

## Mục đích – yêu cầu:

### 1. Kiến thức:

- Trẻ biết thêm bớt, so sánh và nhận biết được mối quan hệ hơn kém về số lượng trong phạm vi 7.
- Trẻ chơi tốt các trò chơi.

### 2. Kỹ năng:

- Phát triển khả năng quan sát, so sánh, tư duy, diễn đạt lời nói mạch lạc .
- Rèn kỹ năng nhanh nhẹn khéo léo.

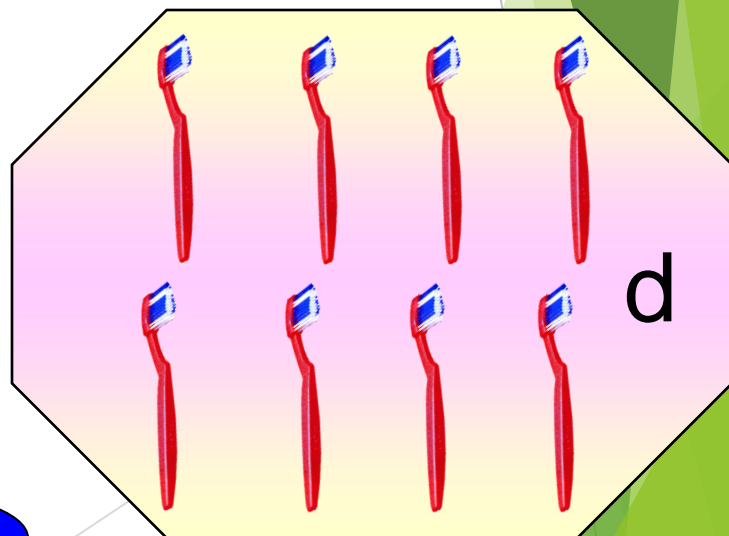


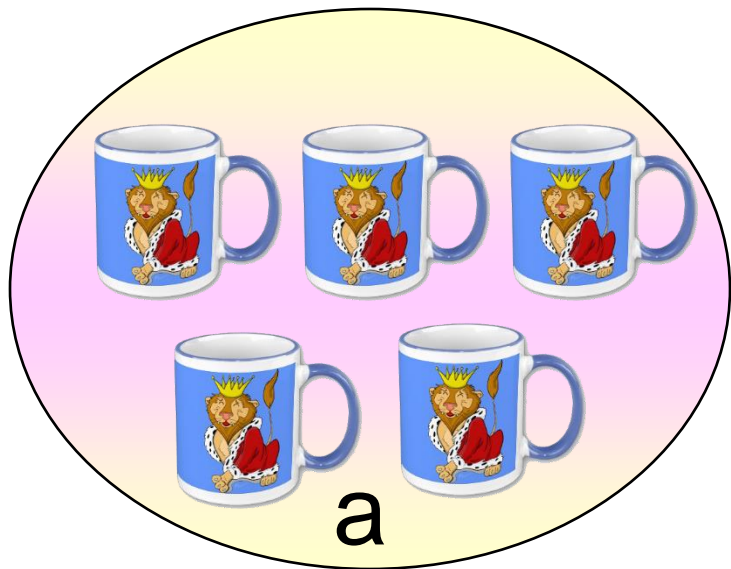
### 3. Giáo dục:

- Giáo dục trẻ nề nếp học tập, mạnh dạn phát biểu, trả lời tròn câu .


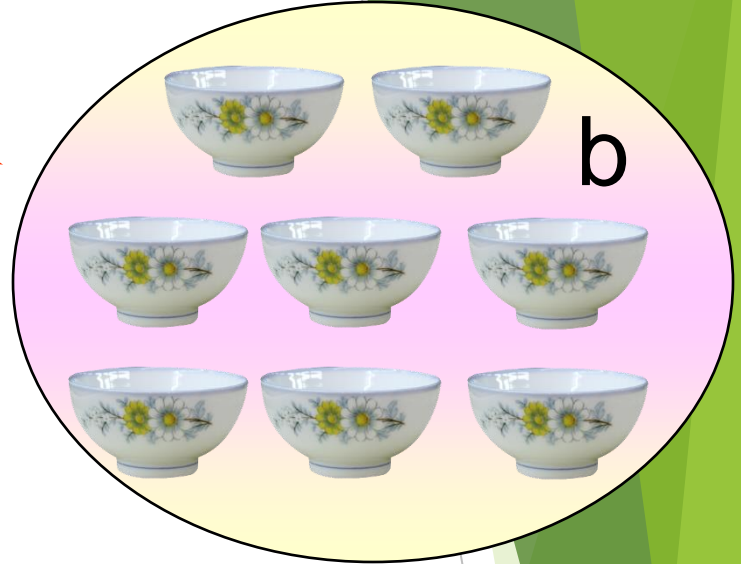

A vibrant green background features a central white rectangular sign held by ten diverse cartoon children. The children are arranged around the sign, with three at the top, three on the left, three on the right, and one at the bottom. They have various hair colors and styles, and are all smiling. The text on the sign is in a bold, blue, sans-serif font.

**Trò chơi:**

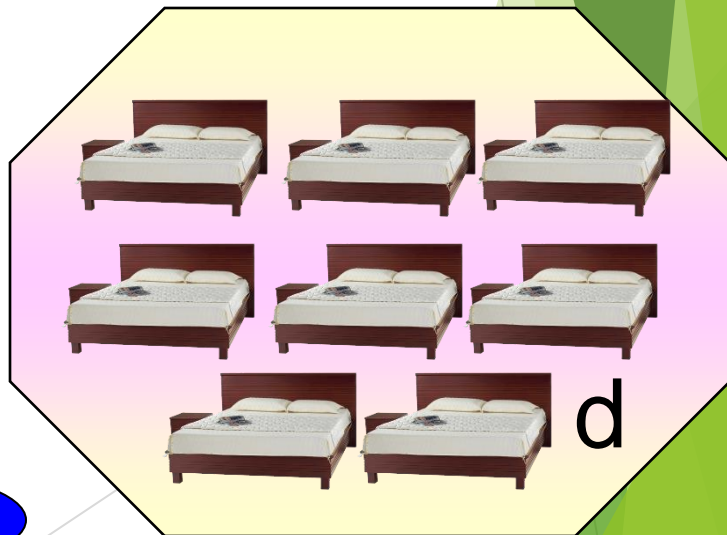

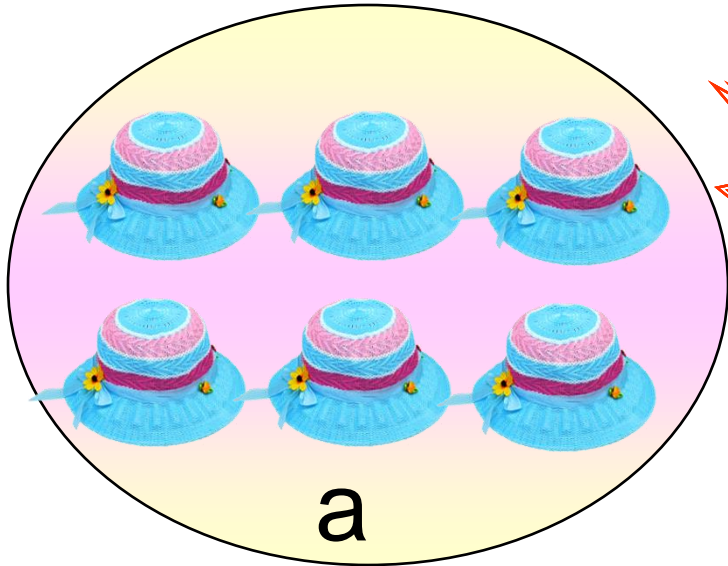
**Ai nhanh hơn**




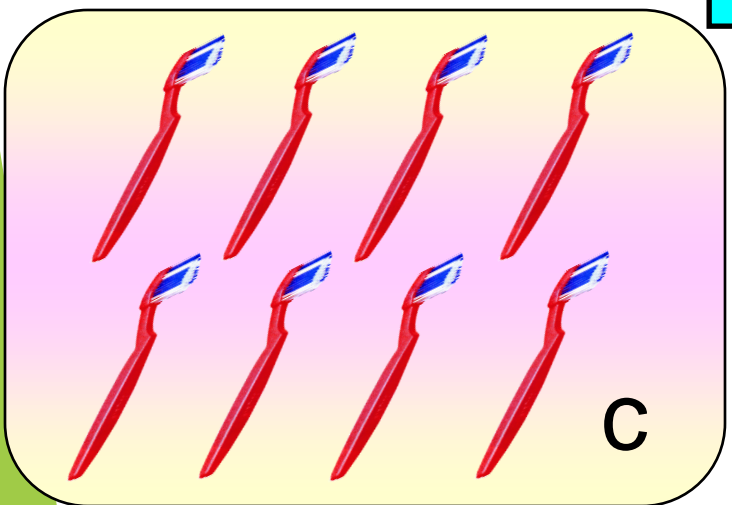

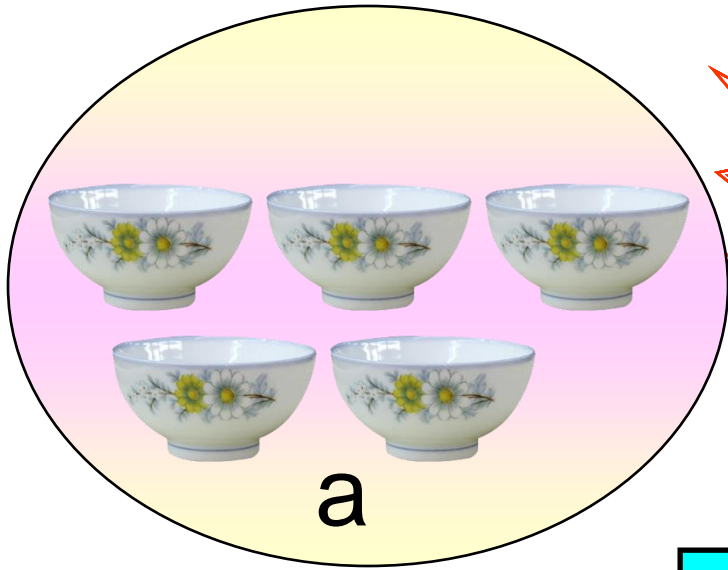
Thời gian



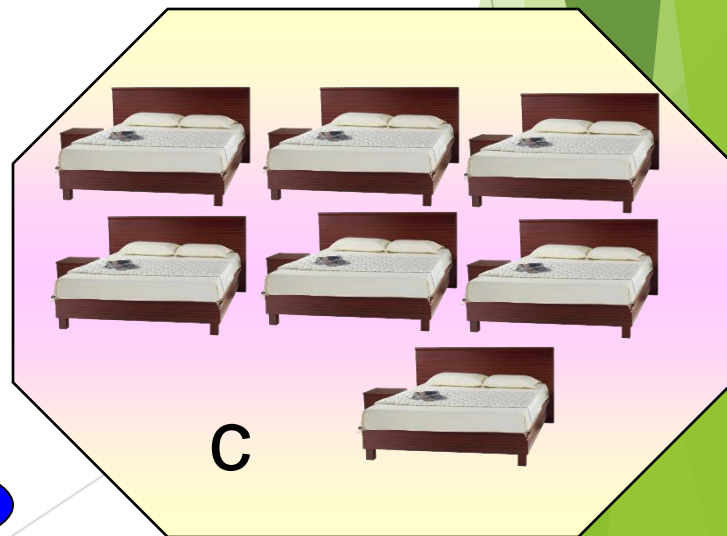
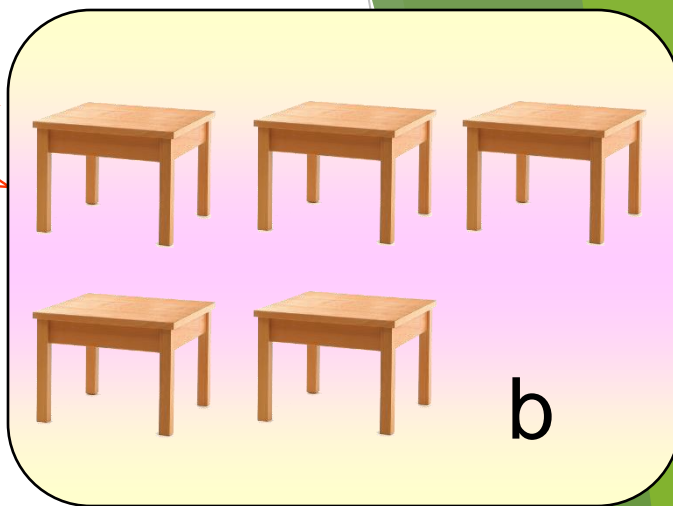
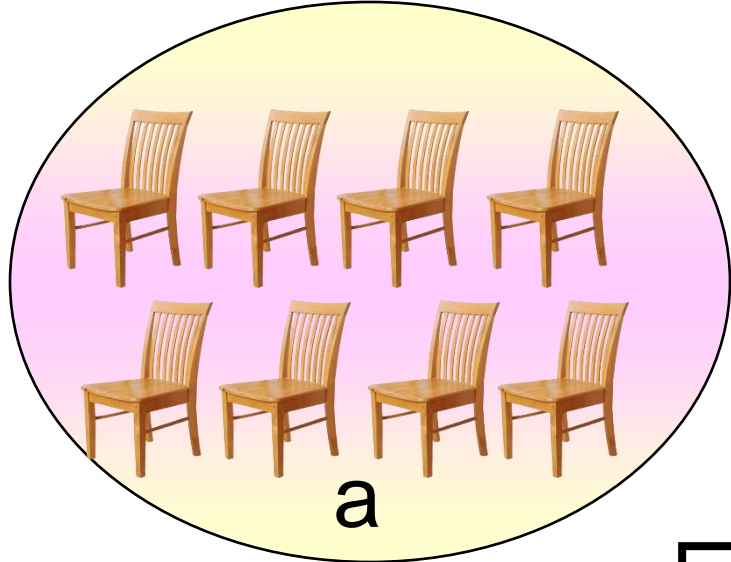
Thời gian



Thời gian



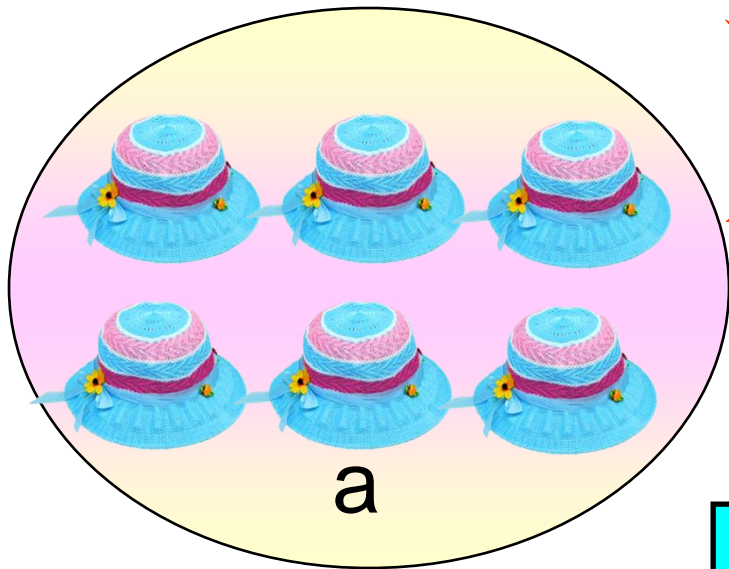


Thời gian



Thời gian





Thời gian





7



6

67

6 7



7



8



7



5



5



5





7



5



7



7

The background features a white central area with colorful floral illustrations. In the top-left corner, there is a pink flower with a green center. In the bottom-left corner, there are two flowers, one blue and one yellow. On the right side, there are several overlapping green geometric shapes, including triangles and rectangles, creating a modern, abstract design.

# **TRÒ CHƠI AI THÔNG MINH NHẤT**



1

2

3

4

5

★ Số nào liền trước số 7

5

6

7

4

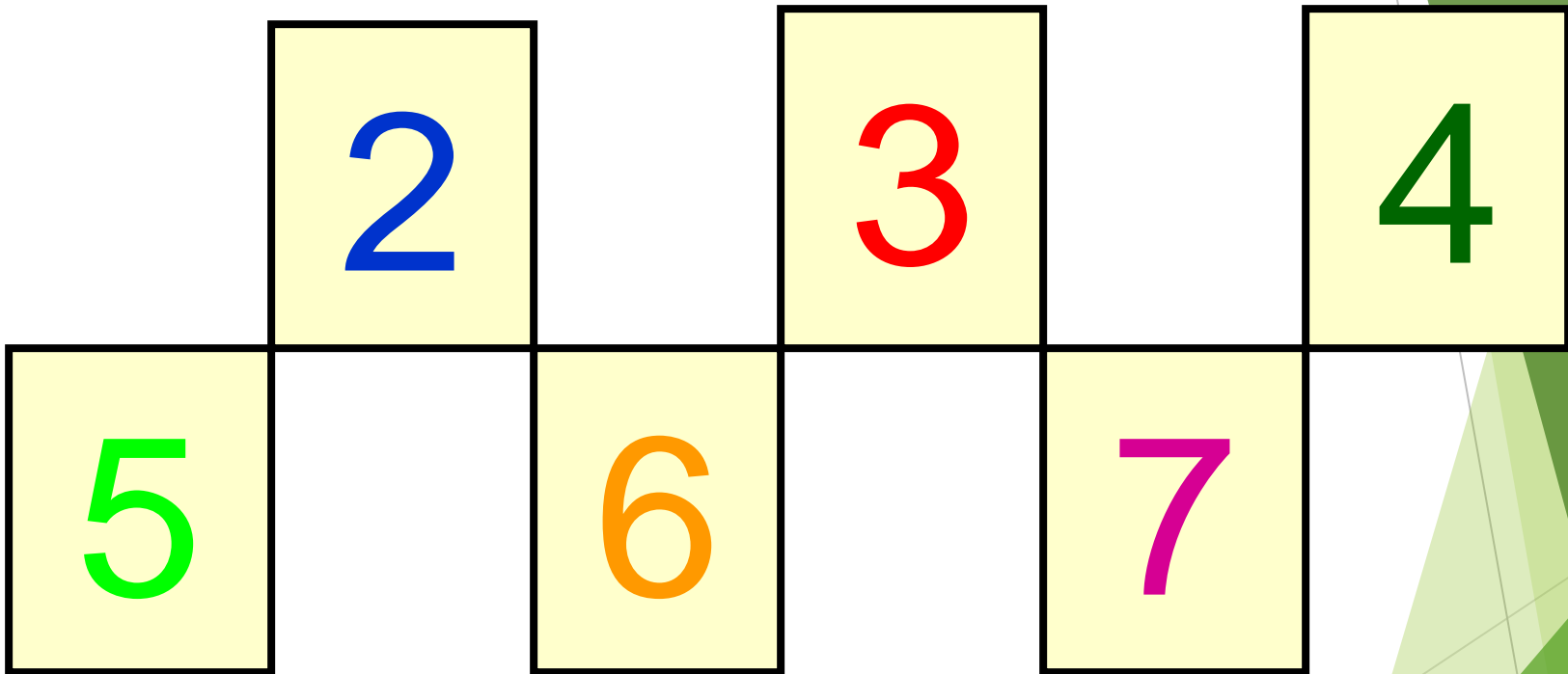
2



Bé phải làm gì để có 7 đồ dùng.



Số nào đứng liền sau số 6



Bé hãy tìm chữ số còn thiếu trong dãy số sau

1	2	3	4	5	6	7
---	---	---	---	---	---	---

5 6 7 4



# Tìm nhóm số lượng ít hơn 7 là 2

