



# Unit 3: School

## Review 1

### Page 50

# Lesson Outline

## Warm-up

## Reading

## Listening

## Consolidation



## Wrap-up

Unit 3 REVIEW AND PRACTICE





## SCHOOL

**A Listen and write.**

math art music English P.E.

	Monday	Tuesday	Wednesday	Thursday	Friday
	PE.			music	English
			PE.		

**B Look at the pictures. Look at the letters. Write the words.**

-  j i p n e c \_\_\_\_\_ pencil
-  r e u l e r \_\_\_\_\_
-  b t k o o o n e \_\_\_\_\_
-  a r e r s e \_\_\_\_\_

50

# Objectives

By the end of this lesson, students will be able to review asking who owns different school supplies, asking what subjects people like, and talking about their school timetables.






# WARM UP



Let's play!

# The hangman



## How to play..

# The hangman

- Think of a word and write the dashes on the board to show how many letters there are.
- Ask students to suggest a letter. If it appears in the word, write it in all of the correct spaces. If the letter does not appear, write it off to the side and begin drawing the image of a hanging man.
- Continue until the students guess the word correctly (they win).





It's time to learn ...







Look at the table and call out the days and subjects.

math

art

music

English

~~P.E.~~

Monday

Tuesday

Wednesday

Thursday

Friday

P.E.  

music

English

P.E.

A

**Listen and write.**

math

art

music

English

~~P.E.~~

Monday

Tuesday

Wednesday

Thursday

Friday

P.E.  

music

English

P.E.

Listen and check.

math

art

music

English

~~P.E.~~

Monday

Tuesday

Wednesday

Thursday

Friday



P.E.

math

math

music

English



English

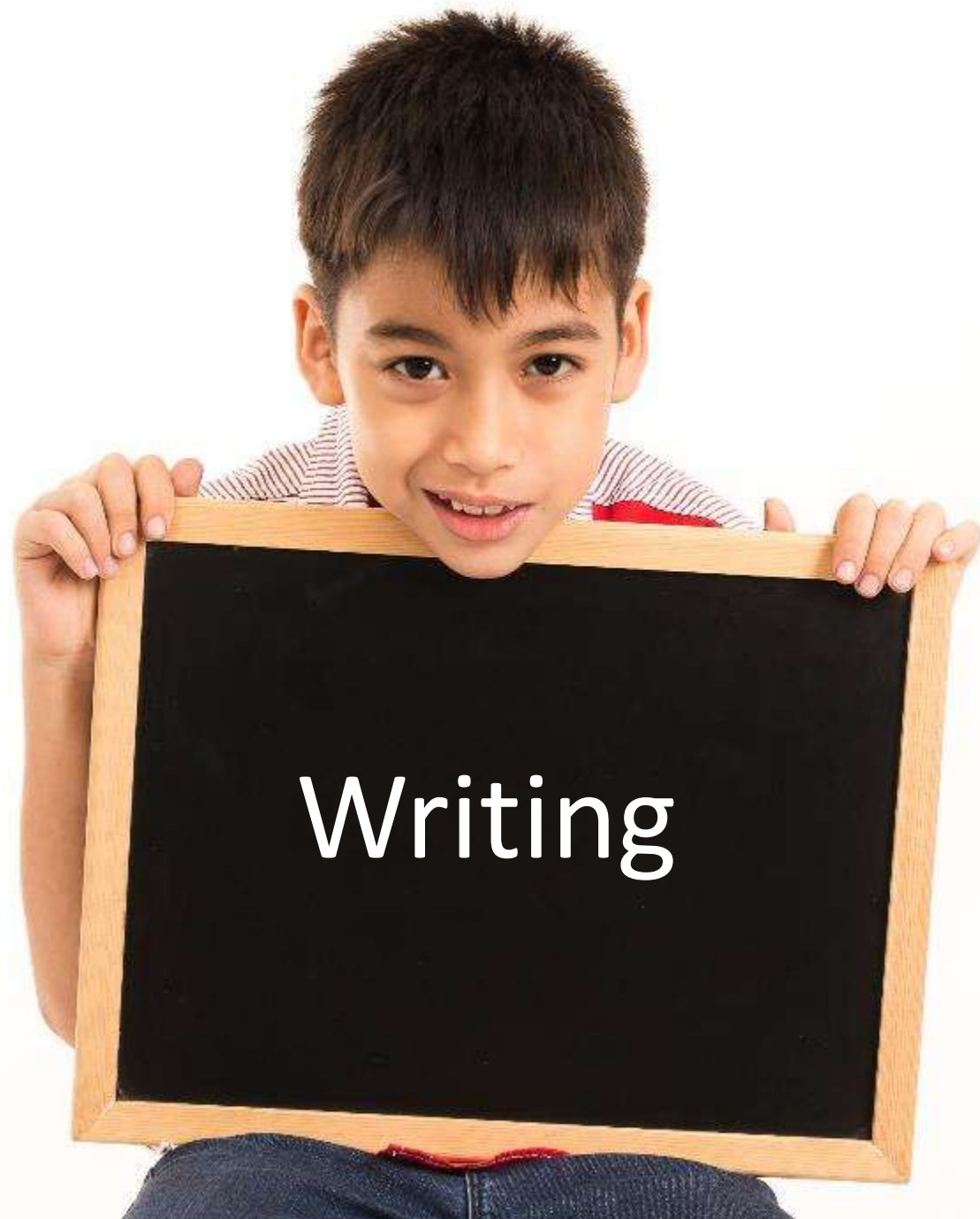
music

P.E.

art  
English







Writing

**B****Look at the pictures. Look at the letters. Write the words.****1**

l i p n e c

---

pencil

Have students individually look at the mixed up letters.

Have students write the words in the spaces provided.





2



r e u l r

ruler

3



b t k o o o n e

notebook

4



a r e r s e

eraser

# MYSTERY Box Game



**Keep / Give The Box?**



## HOW TO PLAY:

- Make 2 teams
- Pick a letter and answer the question
  - Then you must choose:

**KEEP THE BOX**

**or**

**GIVE THE BOX** to the other team





# BE CAREFUL!

The points in the box  
can be **GOOD** or **BAD**




# ARE YOU READY?



ABCDEFGHIJK



# What is this?



**KEEP THE BOX?**



**GIVE THE BOX?**

**+100**



# What are these?





**KEEP THE BOX?**




**GIVE THE BOX?**

# -100



# What color is this?



**KEEP THE BOX?**



**GIVE THE BOX?**

**+1000**





# What subject is this?



**KEEP THE BOX?**



**GIVE THE BOX?**

# -500



# When do you have art?

Sunday



**KEEP THE BOX?**



**GIVE THE BOX?**



+1



# Do you like purple?



**KEEP THE BOX?**



**GIVE THE BOX?**

# -200



# Red and blue make...





**KEEP THE BOX?**




**GIVE THE BOX?**

**+300**



# Are these your rulers?



**KEEP THE BOX?**



**GIVE THE BOX?**

# +50





# What color is it?



**KEEP THE BOX?**



**GIVE THE BOX?**

**+600**



# When do you have P.E?.

Friday



**KEEP THE BOX?**



**GIVE THE BOX?**

**-1000**



A photograph showing three hands placing white puzzle pieces against a blurred city skyline at night. The hands are positioned to place a third piece into a gap between two already placed pieces. The city lights are visible in the background.

# CONSOLIDATION



Extra  
Practice  
WB p. 36

**A** Look and read. Put a tick (✓) or a cross (✗).

1



pencil



2



music



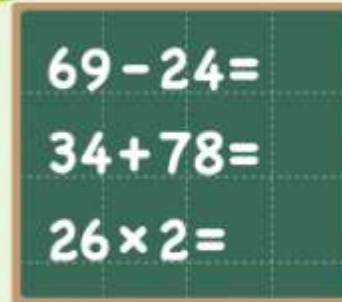
3



ruler



4



math



5



eraser



6



pencil



7



ruler



8

physical  
education (P.E.)

9



English



10



art



# WRAP-UP





# Today's lesson

## *Vocabularies:*

*Monday, Tuesday,  
Wednesday, Thursday,  
Friday, Saturday, Sunday  
math, art, English, music,  
P.E.*

*Pencil, ruler, notebook,  
eraser*

## *Structures/ Sentence patterns*

*When do you have math?  
I have math on Monday.*



# Homework

- *Review all the vocabularies and structures. Make sentences using them.*
- *Do the exercises on page 36 WB*
- *Play the consolidation games in **Tiếng Anh 3 i-Learn Smart Start Notebook** on [www.eduhome.com.vn](http://www.eduhome.com.vn)*
- *Prepare the next lesson (page 51 SB)*






Enjoy your day!





Have a nice day!





Stay positive and have a nice day!