



# ENGLISH 8

Unit

6

Folk tales

By: Tran Thi Huyen

# PELMANISM

1

2

3

4

5

A

B

C

D

E

1

2


3

4

5

# UNIT 6 : FOLK TALES

## LESSON 2: A CLOSER LOOK 1



# I. NEW WORDS

Ogre /'əʊ.gə / (n)	: yêu tinh
Knight /naɪt / (n)	: hiệp sĩ
Evil /'i:v.l / (adj)	: xấu xa
Cunning /'kʌn.ɪŋ / (adj)	: xảo quyệt
Fierce /fiəs / (adj)	: hung dữ
Witch /wɪtʃ / (n)	: phù thủy
Woodcutter /'wʊdk.ʌ.tə/(n)	: tiểu phu, người đốn củi

## II. VOCABULARY

# Matching



A. woodcutter  
E. fairy

B. emperor  
F. princess

C. Buddha  
G. giant

D. knight  
H. witch



1 giant

2 Buddha

3 fairy

4 emperor



5 witch

6 woodcutter

7 knight

8 princess

# Matching



A. dragon  
E. tortoise

B. wolf  
F. lion

C. hare  
G. ogre

D. fox  
H. eagle



1 ogre

2 lion

3 dragon

4 tortoise



5 wolf

6 hare

7 eagle

8 fox

SCORE: 11

TIME LEFT: 7

# Catch the Apple





SCORE: 11

TIME LEFT: 1

cruel

generous

wicked

kind

mean

cheerful

evil

greedy

brave

cunning

fierce

Positive

Negative

# Complete the table

cheerful

generous

greedy

mean

evil

cunning

wicked

kind

fierce

cruel

brave

Positive	Negative
<ul style="list-style-type: none"><li>• cheerful</li><li>• generous</li><li>• brave</li><li>• kind</li></ul>	<ul style="list-style-type: none"><li>• cruel</li><li>• mean</li><li>• evil</li><li>• greedy</li><li>• wicked</li><li>• fierce</li><li>• cunning</li></ul>

**Ex4. Now use these adjectives to describe some characters in one of your favourite folk tales.**

**(Ex. 3b p. 60)**

**Example:**

There's a wolf in *Little Red Riding Hood*.  
**He's cunning and wicked.**

There is a fairy in *Cinderella*.  
**She is kind.**

There is a prince in *Snow White and Seven Drafts*. **He is brave.**

# III. PRONUNCIATION

# *Intonation in exclamatory sentences*



What beautiful eyes she has!



## Ex4. Listen and repeat the sentences.




1. What a colourful hat she is wearing!
2. What a time we've had today!
3. What beautiful eyes she has!
4. What a nice day it is!
5. What good news it is!

# Intonation in exclamatory sentences



What beautiful eyes she has!

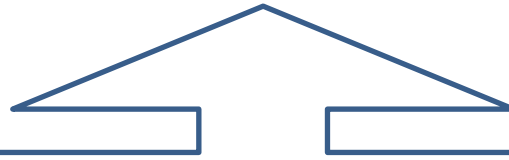


**Remember!**


We use falling intonation for exclamatory sentences.



# IV. AT HOME



- Learn by heart new words.
- Practise pronunciation.
- Do Exercises A1, A2 / p. 44 in workbook.
- Be ready for A CLOSER LOOK 2.







Bye, bye.

See you tomorrow.

**The bye bye**

Bye, bye.



See you tomorrow.

**The bye bye**

Bye, bye.

See you tomorrow.

SONG

Bye, bye. Bye, bye.

