



Welcome

*To our lesson*



**Monday, November 20, 2023**

**By: Tran Thi Huyen**

## Unit 3

# Teenagers

Lesson 2: A closer look 1



# OBJECTIVES

After this lesson, students will be able to:

01

use the words related to **teen school clubs**, **teens' use of social media**, and **teen stress**;

02

pronounce the sounds /ʊə/ and /ɔɪ/ correctly in words and sentences



01

# I. Vocabulary




# VOCABULARY

**upload (v)**



/,ʌp'ləʊd/

tải lên



# VOCABULARY

## browse (v)



/braʊz/

đọc lướt, tìm  
(trên mạng)



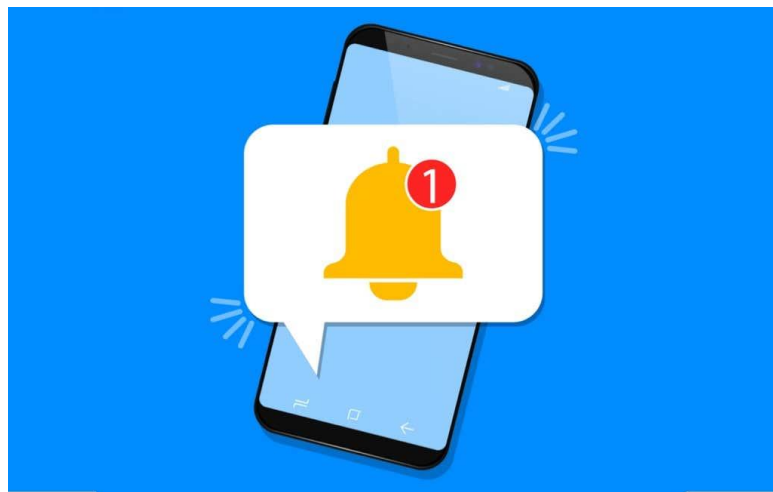
## VOCABULARY

# notification (n)



/,nəʊtɪfɪ'keɪʃn/

thông báo



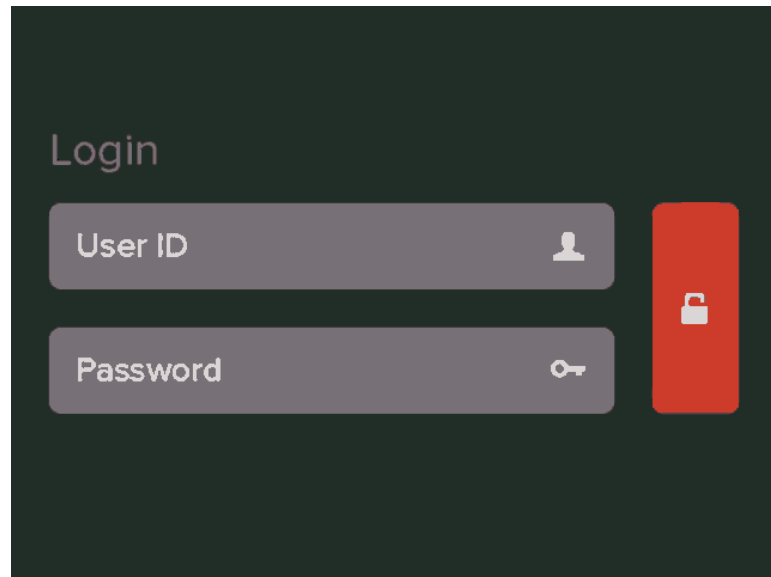
# VOCABULARY

## log on to (v)



/lɒg ɒn tə/

đăng nhập





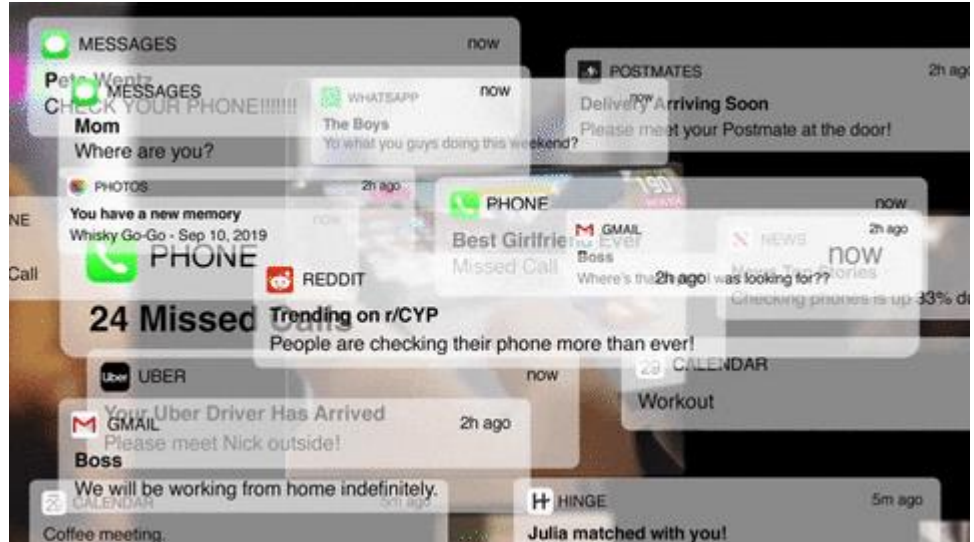
# VOCABULARY

## check (v)








/tʃek/


kiểm tra



# VOCABULARY

|  | New words           | Pronunciation    | Meaning                   |
|--|---------------------|------------------|---------------------------|
|  | 1. upload (v)       | /,ʌp'ləʊd/       | tải lên                   |
|  | 2. browse (v)       | /braʊz/          | đọc lướt, tìm (trên mạng) |
|  | 3. notification (n) | /,nəʊtɪfɪ'keɪʃn/ | thông báo                 |
|  | 4. log on to (v)    | /lɒg ɒn tə/      | đăng nhập                 |
|  | 5. check (v)        | /tʃek/           | kiểm tra                  |

# Ex 1 (p.30) Circle the correct options to complete the phrases.



1. upload

A. a picture

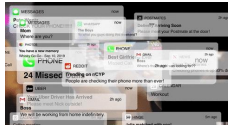
B. a website



2. browse

A. a website

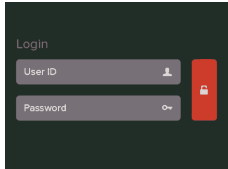
B. a clip



3. check

A. pictures

B. notifications



4. log on

A. to a club

B. to an account



5. connect

A. a post

B. with friends



## Ex 2 (p.30) Use the correct forms of the verbs in 1 to complete the sentences.

1. I browsed the school **website** and found pictures of school activities.
2. Our teacher uploaded a **video** of our last meeting **in** our **forum** for everyone to see.
3. She connects **with** some old **friends** at the English club.
4. Tom checked **the notifications** and saw some new posts.
5. Mi often logs on **to** her Instagram **account** to chat with her friends.

### Ex3 (p.30) Choose the correct answer A, B, or C.

1. Our class has a(n)\_\_\_\_\_, and we often post questions there to discuss.

A. office

B. forum

C. club

2. We try to meet our parents' \_\_\_\_\_, but it is hard.

A. dreams

B. interests

C. expectations

3. He is a big \_\_\_\_\_ and scares his weaker classmates.

A. bully

B. forum

C. pressure

4. She was chatting with her friends, so she couldn't \_\_\_ on the lesson.

A. concentrate

B. coach

C. advise

5. We have \_\_\_\_\_ from our exams, peers, and parents. This makes us feel very stressed.

A. interests

B. pressure

C. friends

A decorative graphic on a light gray grid background. It features a central white rounded rectangle with a blue and yellow border. Inside the rectangle, there are several colorful elements: a yellow circle with a red and white border containing a black pause symbol (II) at the top center; a yellow circle with a blue and white border on the left; a red circle with a yellow and white border on the right; a blue square with a yellow and white border on the right; a yellow triangle pointing up on the left; a red diamond on the left; a yellow triangle pointing down on the right; a red diamond on the right; and a yellow circle with a red and white border at the bottom left. The text "II. Pronunciation" is written in a bold, dark blue font across the center of the white rectangle.

## II. Pronunciation


# How can you pronounce?



**toy**  
/tɔɪ/



**tourist**  
/'tʊərɪst/





**Ex4 (p.30) Listen and repeat the words. Pay attention to the sound /ʊə/ and /ɔɪ/.**

**boy**

**tourist**

**toy**

**ensure**

**avoid**

**choice**

**sure**

**tournament**



## Ex4 (p.30) Then put the words into the correct columns.

**boy**  
**avoid**

**tourist**  
**choice**

**toy**  
**sure**

**ensure**  
**tournament**



*/ʊə/*

**tourist**  
**ensure**  
**sure**  
**tournament**

*/ɔɪ/*

**boy**  
**toy**  
**avoid**  
**choice**

**Ex5 (p.30) Listen and practice the sentences. Underline the words with /ʊə/ and circle the words /ɔɪ/.** 

1. She is a noisy and curious girl.
2. They joined a full-day city tour.
3. I found it enjoyable to watch the tournament.
4. She'll record our voices during the interview.
5. He is not acting very mature and is starting to annoy me.

## Further practice

### BOARD RACE

- Work in teams.
- 3 minutes
- 1 student from each team writes the words on the board.
- Others speak out loud as many words that include **/ʊə/** or **/ɔɪ/** as possible.
- The team with more correct answers is the winner.



## Wrap-up

### After this lesson, can students:

- List some verb phrases learned in the lesson.
- List some other learned words / phrases related to teenagers' activities or pressure.
- Give 2 sounds learned in the lessons and give examples.



# Thanks for your attention!

CREDITS: This presentation template was created by [Slidesgo](#), and includes icons by [Flaticon](#), infographics & images by [Freepik](#) and content by [Swetha Tandri](#)

Please keep this slide for attribution

# Icon pack



# Fonts & colors used

This presentation has been made using the following fonts:

## **Paytone One**

(<https://fonts.google.com/specimen/Paytone+One>)

## **Montserrat Medium and Bold**

(<https://fonts.google.com/specimen/Montserrat>)

#241e58

#ffffff

#f1f1f1

#dadada

#ff767a

#ffc663

#c6eaff