



một

bông hoa



 Bé hãy đếm hình và nối hình tương ứng:





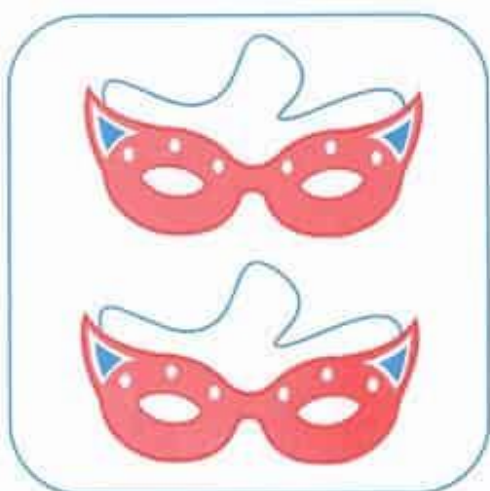


hai



phao tắm






👉 Bé hãy đếm hình và nối hình tương ứng với số:



 Tập tô chữ số 2:



Điểm





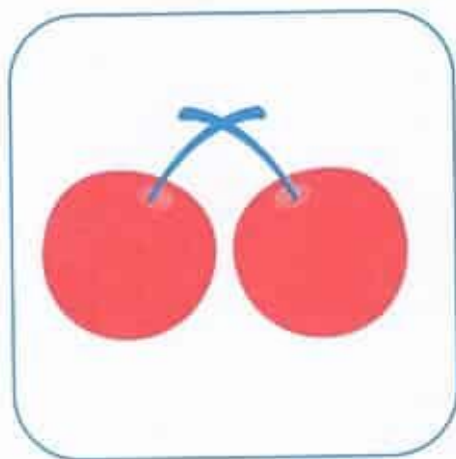


ba



quả dâu tây

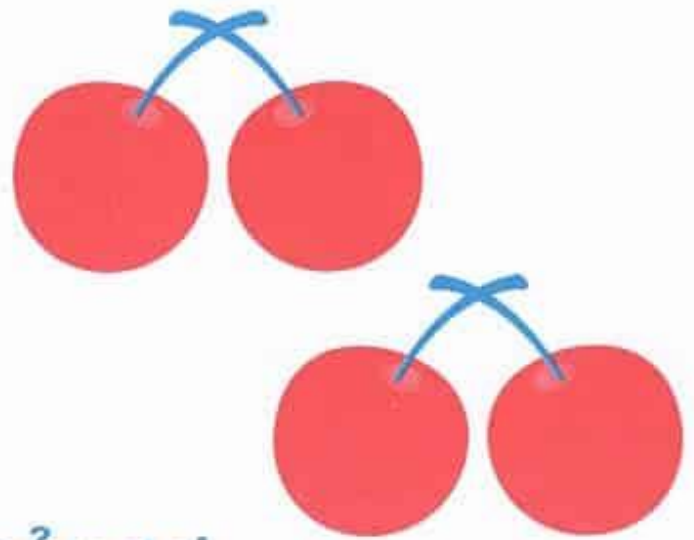
 Bé hãy đếm hình và nối hình có số lượng tương ứng:





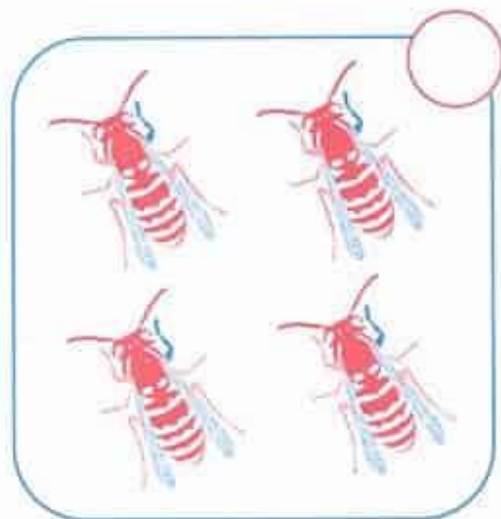
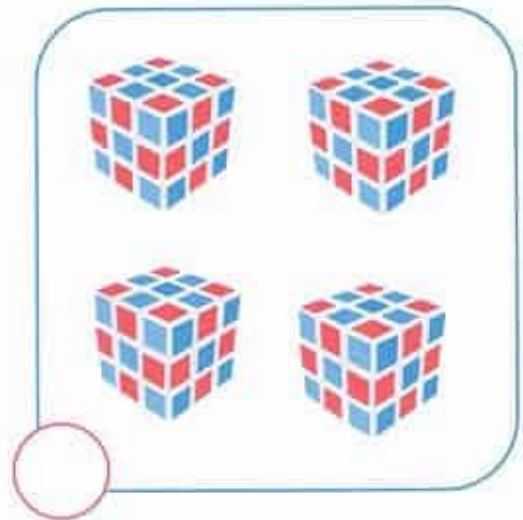
4

bốn



quả sơ ri

👉 Bé hãy đếm hình và điền số thích hợp vào ô ○:



 Tập tô chữ số 4:



Điểm

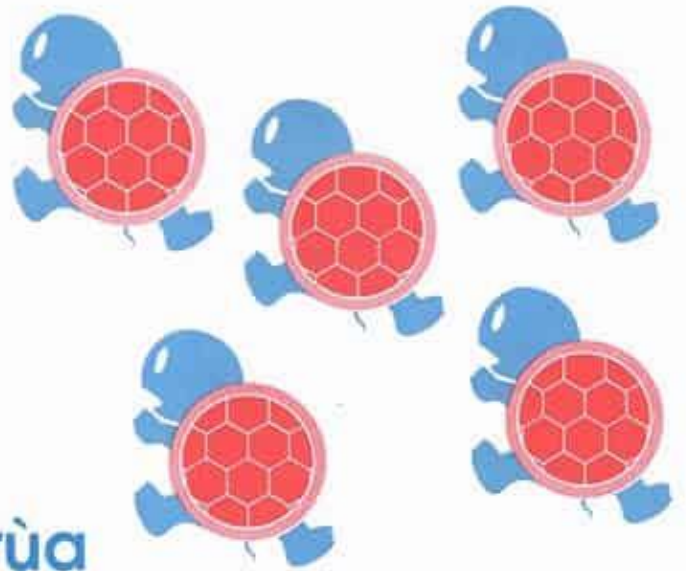
1  
2 3




# 5

năm

con rùa



 Bé hãy đếm hình và nối hình với số tương ứng:



5 1 3 4

 Tập tô chữ số 5:



Điểm



Tracing row 1: A grid with 10 dashed number 5s for tracing. Each number has a red dot at the top and a red arrow indicating the stroke direction.

Tracing row 2: A grid with 10 dashed number 5s for tracing. Each number has a red dot at the top and a red arrow indicating the stroke direction.

Tracing row 3: A grid with 10 dashed number 5s for tracing. Each number has a red dot at the top and a red arrow indicating the stroke direction.

Tracing row 4: A grid with 10 dashed number 5s for tracing. Each number has a red dot at the top and a red arrow indicating the stroke direction.

Tracing row 5: A grid with 10 dashed number 5s for tracing. Each number has a red dot at the top and a red arrow indicating the stroke direction.

Tracing row 6: A grid with 10 dashed number 5s for tracing. Each number has a red dot at the top and a red arrow indicating the stroke direction.

Tracing row 7: A grid with 10 dashed number 5s for tracing. Each number has a red dot at the top and a red arrow indicating the stroke direction.

Tracing row 8: A grid with 10 dashed number 5s for tracing. Each number has a red dot at the top and a red arrow indicating the stroke direction.

Tracing row 9: A grid with 10 dashed number 5s for tracing. Each number has a red dot at the top and a red arrow indicating the stroke direction.

Tracing row 10: A grid with 10 dashed number 5s for tracing. Each number has a red dot at the top and a red arrow indicating the stroke direction.

Tracing row 11: A grid with 10 dashed number 5s for tracing. Each number has a red dot at the top and a red arrow indicating the stroke direction.

Tracing row 12: A grid with 10 dashed number 5s for tracing. Each number has a red dot at the top and a red arrow indicating the stroke direction.

Tracing row 13: A grid with 10 dashed number 5s for tracing. Each number has a red dot at the top and a red arrow indicating the stroke direction.

Tracing row 14: A grid with 10 dashed number 5s for tracing. Each number has a red dot at the top and a red arrow indicating the stroke direction.