



Unit 5: Sports and hobbies

Lesson 2.1

Page 71

Lesson Outline

Warm-up

Vocabulary

Structure

Consolidation

Wrap-up

Unit 5 LESSON 2
SPORTS AND HOBBIES

A 1. Listen and point. Repeat.

1 hitting 2 kicking 3 catching 4 throwing

2. Play the Pretend game.

hitting throwing
No. Yes.

B 1. Listen and practice.

What are you good at? I'm good at kicking.

2. Look and write. Practice.

good I'm What throwing

1 What are you good at? 2 _____ are you good at?

3 I'm good at _____. 4 _____ good at catching.



Objectives

By the end of this lesson, students will be able to...

Vocabulary: *Pronounce and use the words related to the activities:* hitting, kicking, catching, throwing

Structure: *Ask and answer about ability:*

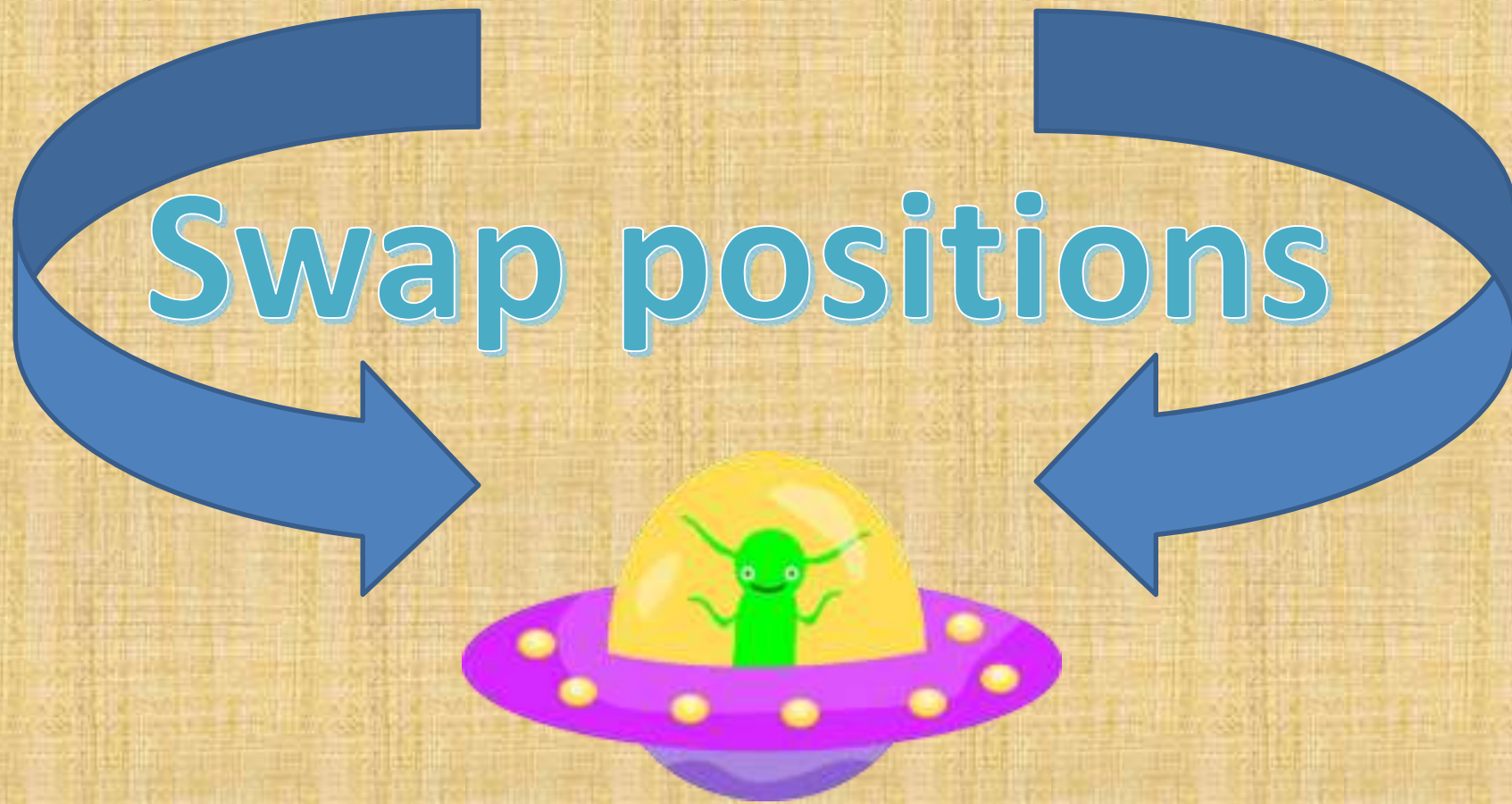
What are you good at?

- I'm good at kicking.



WARM-UP





How to play

- The students stand in a circle (or sit on a circle of chairs), except for one student (or the teacher), who stands in the middle. **Each student must have a fixed position.**
- The person in the middle says a sentence that starts with ***Change positions if you...*** and ends with some condition (e.g. ...***have curly hair***).
- If that condition is true for a student, they have to stand up and find a new position as quickly as possible.
- Students who can't find swap positions will be penalized.



1. *Change positions if you're wearing black shoes.*

2. *Change positions if you have short hair.*

3. *Change positions if you're wearing a watch.*

4. *Change positions if you have curly hair.*

5. *Change positions if you're wearing glasses.*



6. Change positions if the first letter of your name is H.

7. Change positions if the last letter of your name is N.

8. Change positions if you're wearing a white shoes.

9. Change positions if you have long hair.

10. Change positions if you love your teacher.







New words

- *hitting*
- *kicking*
- *catching*
- *throwing*





A**1. Listen and point. Repeat.****1**

hitting

/'hitɪŋ/
đánh*Click on each word to hear the sound.*

A**1. Listen and point. Repeat.****2**

kicking

/'kɪkɪŋ/
đá*Click on each word to hear the sound.*

A**1. Listen and point. Repeat.****3**

catching

/'kætʃɪŋ/
bắt*Click on each word to hear the sound.*

A**1. Listen and point. Repeat.****4**

throwing

/'θrəʊɪŋ/
ném*Click on each word to hear the sound.*

A**1. Listen and point. Repeat.****1****hitting**

/'hitɪŋ/
đánh

2**kicking**

/'kɪkɪŋ/
đá

3**catching**

/'kætʃɪŋ/
bắt

4**throwing**

/'θroʊɪŋ/
ném

Click on each word to hear the sound.







Choose the same pictures.

*Click on the square to
see the picture*

*Click on  to close
the picture.*



2. Play the *Pretend* game.

1. Have students look at the example.
2. Have one student come to the front of the class.
3. Have that student do an action silently.
4. Have the other students try to guess the action.
5. Have students swap roles and repeat.





Extra Practice
WB, page 50.



Look and circle.



throwing

kicking

catching



Extra Practice
WB, page 50.



Look and circle.

2



kicking

catching

hitting

Extra Practice
WB, page 50.



Look and circle.

3



catching

throwing

hitting



Extra Practice
WB, page 50.



Look and circle.

4



throwing
kicking
catching



Extra Practice
WB, page 50.



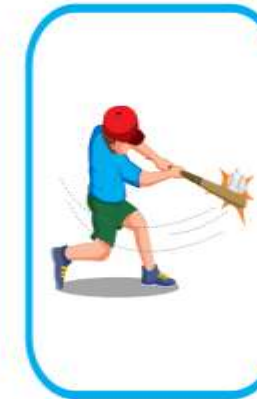
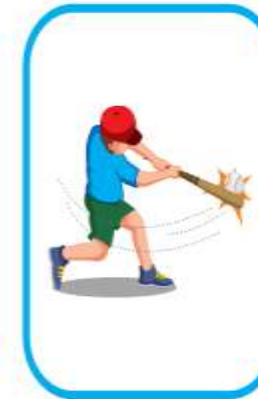
What's next? Look and write.

1



throwing

2



kicking



Extra Practice
WB, page 50.



What's next? Look and write.

3



hitting

4



catching





Structures

*What are you good at?
- I'm good at kicking.*



B**1. Listen and practice.**

What are you
good at?



I'm good at **kicking**.





2. Look and write . Practice.

~~good~~

~~I'm~~

~~What~~

~~throwing~~

1 What are you good at?

2 What are you good at?

3 I'm good at throwing.

4 I'm good at catching.



LET'S PLAY!

Click here to play the games.

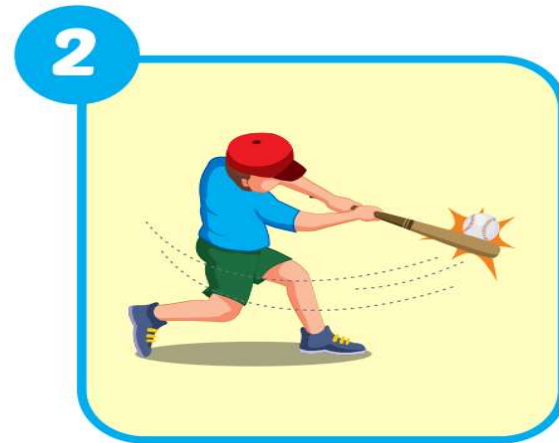
The screenshot displays the i-Learn Smart Start interface for Unit 5: Sports & Hobbies. The top navigation bar includes the text "Tiếng Anh 3 i-Learn Smart Start", "Phần mềm trò chơi tương tác", and "Unit 5 - Sports & Hobbies". On the left, a progress bar shows the completion status of four lessons: Lesson 1 (0%), Lesson 2 (33.33%), Lesson 3 (0%), and Lesson 4 (0%). Lesson 2 is highlighted in green. On the right, three interactive game cards are displayed: "Listen And Find" (with a magnifying glass icon), "Look And Find" (with an eye icon), and "Grammar" (with a book icon). Each card has a star rating at the bottom. The background is green with a pattern of light green circles.



CONSOLIDATION







I'm good at

...



What are you good at?




WRAP-UP



Who is faster?

PLAY





How to play


- Divide students into 2 groups.
- The group with the **correct answer** will **move on**. The group with the **wrong answer** will be lost turn.
- The group across the river first will win.

Group A



Group B





End


Congratulations

Click on the avatar of the group to move the level.

Click the log to show question.

Hitting

Back



Throwing

Back





Back

I'm good at...

*What are you good
at?*



Back



A. Kicking



Choose the correct word.

A. Kicking

B. Caching

C. Thowing

D. Hiting

A cartoon illustration of a gorilla with dark grey fur and a friendly expression, holding a large wooden sign. The gorilla has large blue eyes and a wide smile. The background features a lush jungle scene with green trees and a pinkish sky.

Back

Catching

Rewrite the word:
iccgthna



Back

I'm good at ...

*What are you good
at?*

Back

Kicking





Back

Hitting

Rewrite the word:
ihgtint

Catching

Back





Back

C. Throwing

Choose the correct word.

A. Kiking

B. Hiting

C. Throwing

D. Caching

Today's lesson

Vocabularies

- *hitting*
- *kicking*
- *catching*
- *throwing*

Structures/ Sentence patterns

- *What are you good at?*
- *I'm good at kicking.*



Homework

- *Practice the vocabularies and structure. Make sentences using them.*
- *Do the exercises in **Tiếng Anh 3 i-Learn Smart Start Workbook** (page 50).*
- *Do the exercises in **Tiếng Anh 3 i-Learn Smart Start Notebook** (page 35).*
- *Play the consolidation games in **Tiếng Anh 3 i-Learn Smart Start DHA App** on www.eduhome.com.vn*
- *Prepare the next lesson (page 72).*





Have a nice day!