

Unit 7: Toys

Lesson 1.1

Page 96



Lesson Outline

Warm-up

Vocabulary


Structure

Consolidation

Wrap-up

Unit 7 LESSON 1
TOYS


A 1. Listen and point. Repeat. 

1  robot
2  doll
3  big
4  small
5  car

2. Play Pass the word.

 robot
 doll
 No!
 small

B 1. Listen and practice. 

 What can you see? I can see a big doll. 


 What can you see? I can see a small robot. 

2. Look and write. Practice.

1 A: What can _____ you see? B: I can see a small doll.  

2 A: What can you see? B: I can see a _____.  

3 A: What can _____? B: I can see a big robot.  

4 A: What can you see? B: I can see a _____.  

96

Objectives

By the end of this lesson, students will be able to...

Vocabulary: *Pronounce and use the words related to the topic properly: robot, doll, big, small, car*

Structure: *Talk about what can they see by using:*

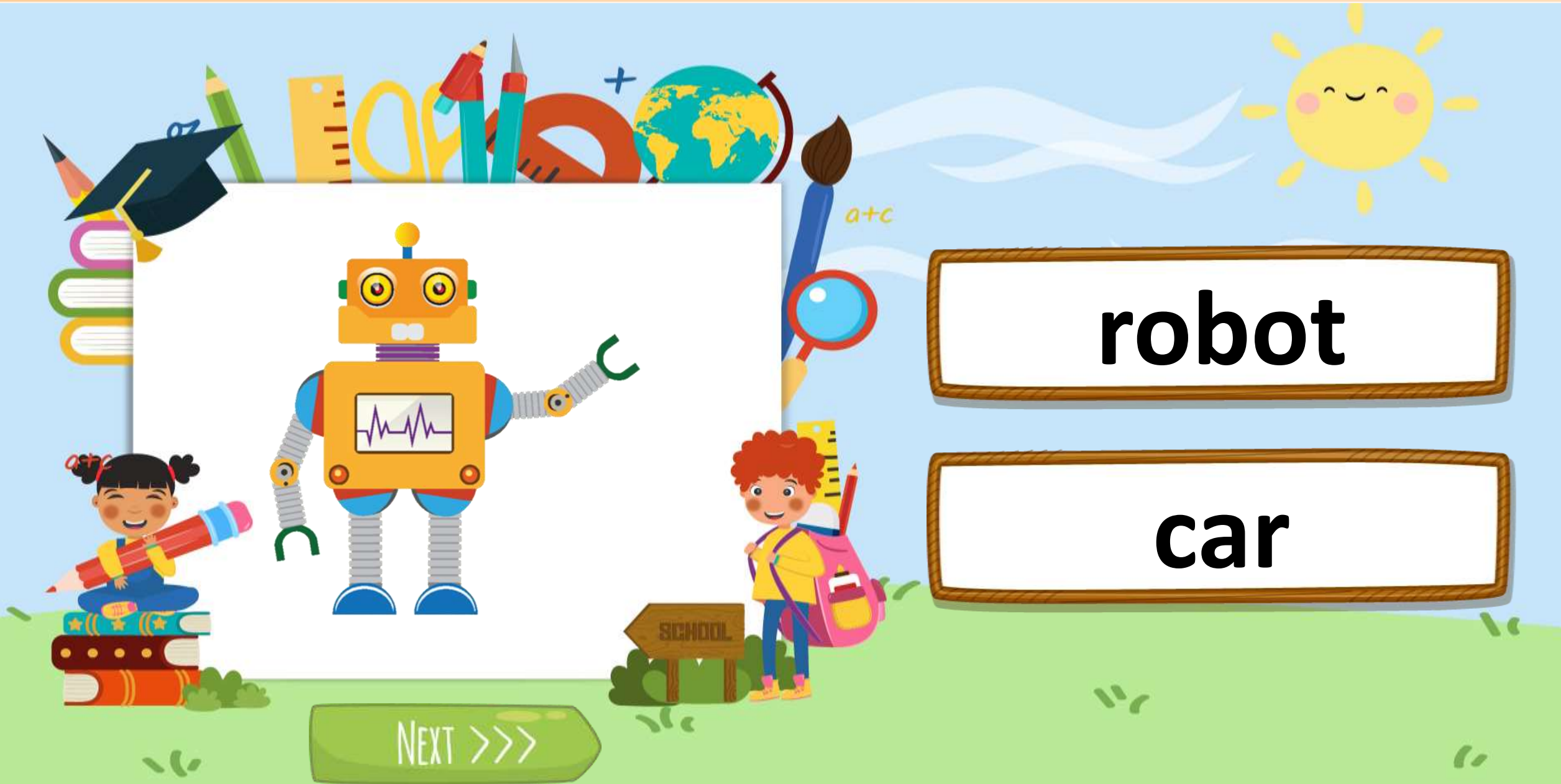
What can you see? - I can see a big doll.

What can you see? - I can see a small robot.



WARM UP







car

doll

NEXT >>>





big

small

NEXT >>>





big

small

NEXT >>>





It's time to learn ...





New words

robot

doll

big


small

car

A

1. Listen and point. Repeat. *Click the icon to hear the sound*

1




robot

2




doll

3



big

4



small

5




car



A

1. Listen and point. Repeat. *Click on each icon to hear the sound*

1



robot

*/'roubaɪt/
người máy*

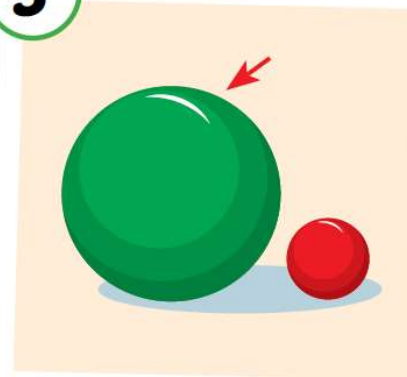
2



doll

*/da:l/
búp bê*

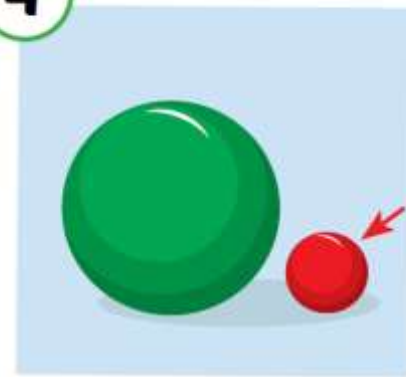
3



big

*/big/
to, lớn*


4



small

*/sma:l/
nhỏ, bé*

5



car


*/ka:r/
ô tô, xe hơi*

A

1. Listen and point. Repeat.

Click on the icon to hear the sound

1



robot

/'rɒʊbɑ:t/
người máy

A

1. Listen and point. Repeat.

Click on the icon to hear the sound

2



doll

/dɑ:l/
búp bê




A

1. Listen and point. Repeat.

Click on the icon to hear the sound

3

**big**


**/big/
to, lớn**



A

1. Listen and point. Repeat. *Click on the icon to hear the sound*

4



small

*/sma:l/
nhỏ, bé*

A

1. Listen and point. Repeat. *Click on the picture to hear the sound*


5




car

/kɑːr/
ô tô, xe hơi

2. Play *Pass the word.*



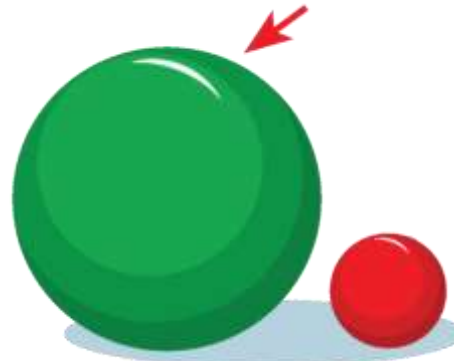
LOOK AND WRITE



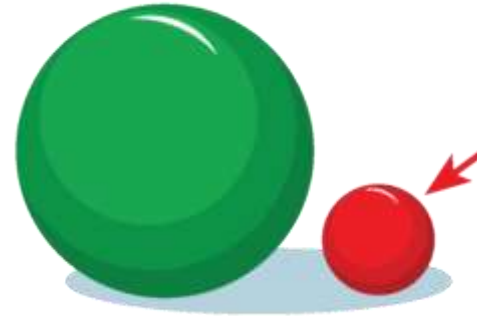
robott



doll



big



small



car

Extra Practice
WB, P. 68

A Unscramble and draw lines.

1	<p>_____ lodl</p> <p>_____ doll</p>		
2	<p>_____ ibg</p> <p>_____ big</p>		
3	<p>_____ mlasl</p> <p>_____ small</p>		
4	<p>_____ arc</p> <p>_____ car</p>		
5	<p>_____ oobtr</p> <p>_____ robot</p>		



Extra Practice
WB, P. 68**B** Find and circle.

- 1 ~~a small car~~
- 2 a small doll
- 3 a big robot
- 4 a small robot
- 5 a big doll
- 6 a big car

Extra Practice
WB, P. 68

2 a small doll

Extra Practice
WB, P. 68



3 a big robot



Extra Practice
WB, P. 68



4 a small robot



Extra Practice
WB, P. 68



5 a big doll



Extra Practice
WB, P. 68



6 a big car



Structures

What can you see?

I can see a big doll.

What can you see?

I can see a small robot.





B

1. Listen and practice.




Click on the icon to hear the sound.



What can you see?

I can see a big doll.



What can you see?

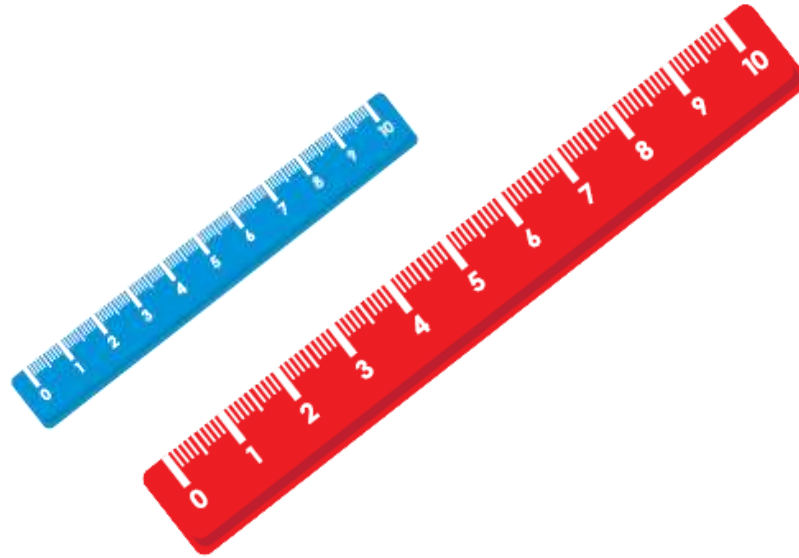
I can see a small robot.







What can you see?




I can see a big ruler.





What can you see?



I can see a small robot.





What can you see?



I can see a big car.





What can you see?



I can see a small doll.



2. Look and write . Practice.


1 A: What can you see?

B: I can see a small doll.




2 A: What can you see?

B: I can see a small robot.



3 A: What can you see?

B: I can see a big robot.



4 A: What can you see?

B: I can see a big doll.



CONSOLIDATION



Extra Practice
DHA App

LET'S PLAY!

Tiếng Anh 3 i-Learn Smart Start > Phần mềm trò chơi tương tác > Unit 7 - Toys

Lesson 1 0%

Lesson 2 0%

Lesson 3 0%

Lesson 4 0%

Listen And Find


Look And Find

Grammar

*Click here to play
the games*



Describe the picture.



WRAP-UP



Today's lesson

Vocabulary

*robot, doll, big, small,
car*

Structures/ Sentence patterns

What can you see?

*I can see a big **doll**.*

What can you see?

*I can see a small **robot**.*



Homework

- *Practice vocabularies, structures, and make sentences using them*
- *Practice the vocabulary and structure in **Tiếng Anh 3 i-Learn Smart Start Notebook** (page 46)*
- *Do the exercises in **Tiếng Anh 3 i-Learn Smart Start Workbook** (page 68)*
- *Play the consolidation games in **Tiếng Anh 3 i-Learn Smart Start DHA App** on www.eduhome.com.vn*
- *Prepare the next lesson (page 97)*





Enjoy your day!