



Unit 8: FOOD
Lesson 2.2
Page 114



Lesson Outline

Warm-up

Listening

Consolidation

Wrap-up

C

1. Listen and repeat.
eggs, tomatoes



2. Chant.



D

1. Look and listen.

2. Listen and number.

eggs _____

tomatoes (1)

bananas _____

onion _____



1
Lucy: Alfie, are there any (1) ?
Alfie: Yes, there are some (1).
Lucy: Great!



2
Lucy: Thanks, Alfie. Are there any (2) ?
Alfie: No, there aren't.
Lucy: Hmm, OK.



3
Alfie: Is there an (3) ?
Lucy: No, there isn't.



4
Lucy: Are there any (4) ?
Alfie: Yes, there are some (4).
Lucy: Here, Alfie. Drink this!
Alfie: Ugh! Lucy! What's this?
Lucy: Sorry, Alfie!

3. Practice with your friends.



Objectives

By the end of this lesson, students will be able to...

Phonics: *Pronounce /z/ correctly.*

Structure: *Review:*

Are there any...? - Yes, there are (some...)/ No, there aren't.

Is there...? - Yes, there is (a/an...)/No, there isn't.

Listen: *Listen to friends talking about food in the kitchen.*


Practice: *Practice the conversations with friends.*




WARM UP




*What is
behind the
question
marks?*






Four empty square boxes arranged horizontally, intended for writing the answer to the puzzle.





□ □ □ □ □





It's time to learn ...







*Click each icon to
hear the sound*

1. Listen and repeat.
eggs, tomatoes



Sounds



eggs



tomatoes



2. Chant.



[Click here to play the audio](#)



*/z/, /z/, /z/,
/z/, /z/, /z/,
eggs,
tomatoes,
/z/, /z/, /z/.
(x2)*



BEFORE LISTENING



LOOK



BEFORE LISTENING

What food can you see in the fridge?



limes



potato



tomatoes



onion



eggs



apples



banana



apple



BEFORE LISTENING

What is on the counter?



Some limes and milk



BEFORE LISTENING

What is Alfie holding?



A cup of smoothie



Click the icon to
hear the sound



1. Look and listen.



eggs _____

tomatoes (1)

bananas _____

onion _____



1

Lucy: Alfie, are there any (1) ?

Alfie: Yes, there are some (1).

Lucy: Great!





1. Look and listen.



Click the icon to hear the sound

eggs _____

tomatoes (1)

bananas _____

onion _____



2

Lucy: Thanks, Alfie. Are there any (2) ?

Alfie: No, there aren't.

Lucy: Hmm, OK.





Click the icon to
hear the sound



1. Look and listen.



eggs _____

tomatoes (1)

bananas _____

onion _____



3

Alfie: Is there an (3) ?

Lucy: No, there isn't.





Click the icon to
hear the sound

D

1. Look and listen.



eggs _____

tomatoes (1)

bananas _____

onion _____

**4**

Lucy: Are there any (4)?

Alfie: Yes, there are some (4)?

Lucy: Here, Alfie. Drink this!

Alfie: Ugh! Lucy! What's this?

Lucy: Sorry, Alfie!



2. Listen and number.



Click the icon to hear the sound

eggs _____

tomatoes (1)

bananas _____

onion _____



Lucy: Alfie, are there any (1) ?

1 Alfie: Yes, there are some (1).

Lucy: Great!

2. Listen and number.



Click the icon to
hear the sound

eggs _____

tomatoes (1)

bananas (2)

onion _____



2

Lucy: Thanks, Alfie. Are there any (2) ?

Alfie: No, there aren't.

Lucy: Hmm, OK.



2. Listen and number.



Click the icon to
hear the sound

eggs _____

tomatoes (1)

bananas _____

onion (3)



3

Alfie: Is there an (3) ?

Lucy: No, there isn't.



2. Listen and number.



Click the icon to
hear the sound

eggs (4)

tomatoes (1)

bananas _____

onion _____



Lucy: Are there any (4)?

Alfie: Yes, there are some (4)?

4 Lucy: Here, Alfie. Drink this!

Alfie: Ugh! Lucy! What's this?

Lucy: Sorry, Alfie!







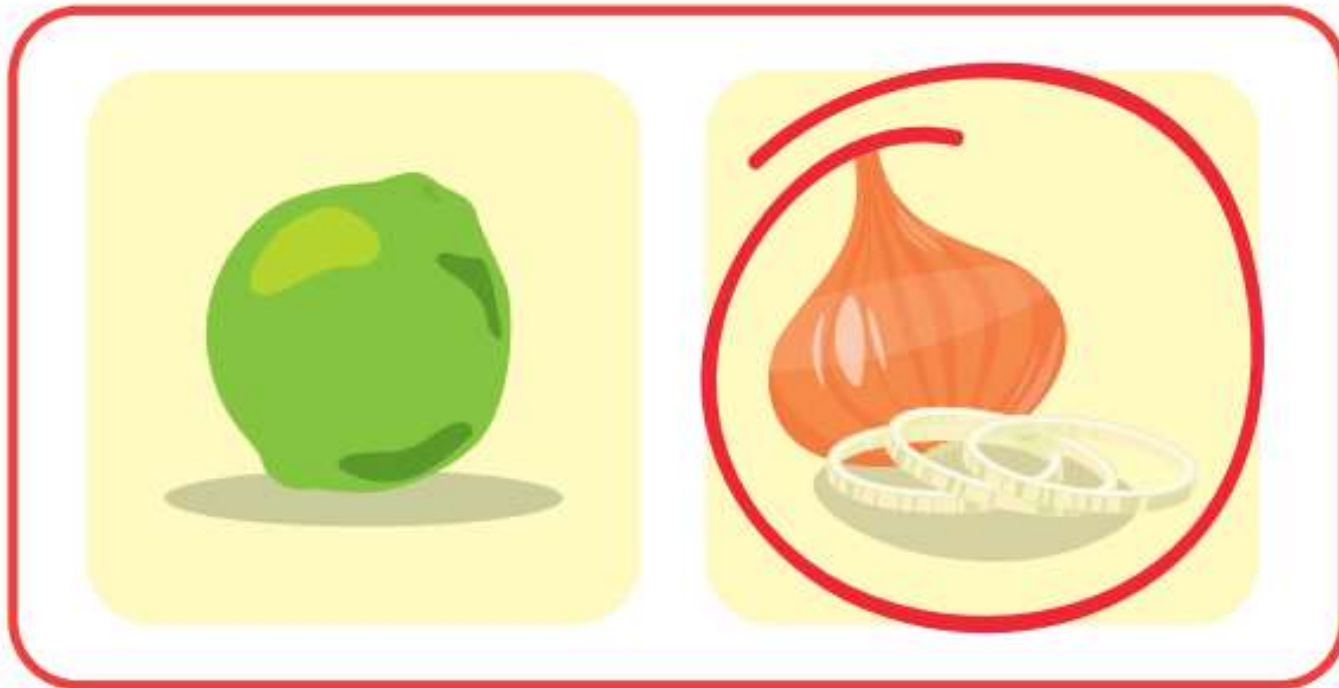
Listen and circle.



Click the icon to hear the sound

Workbook, P.81

1





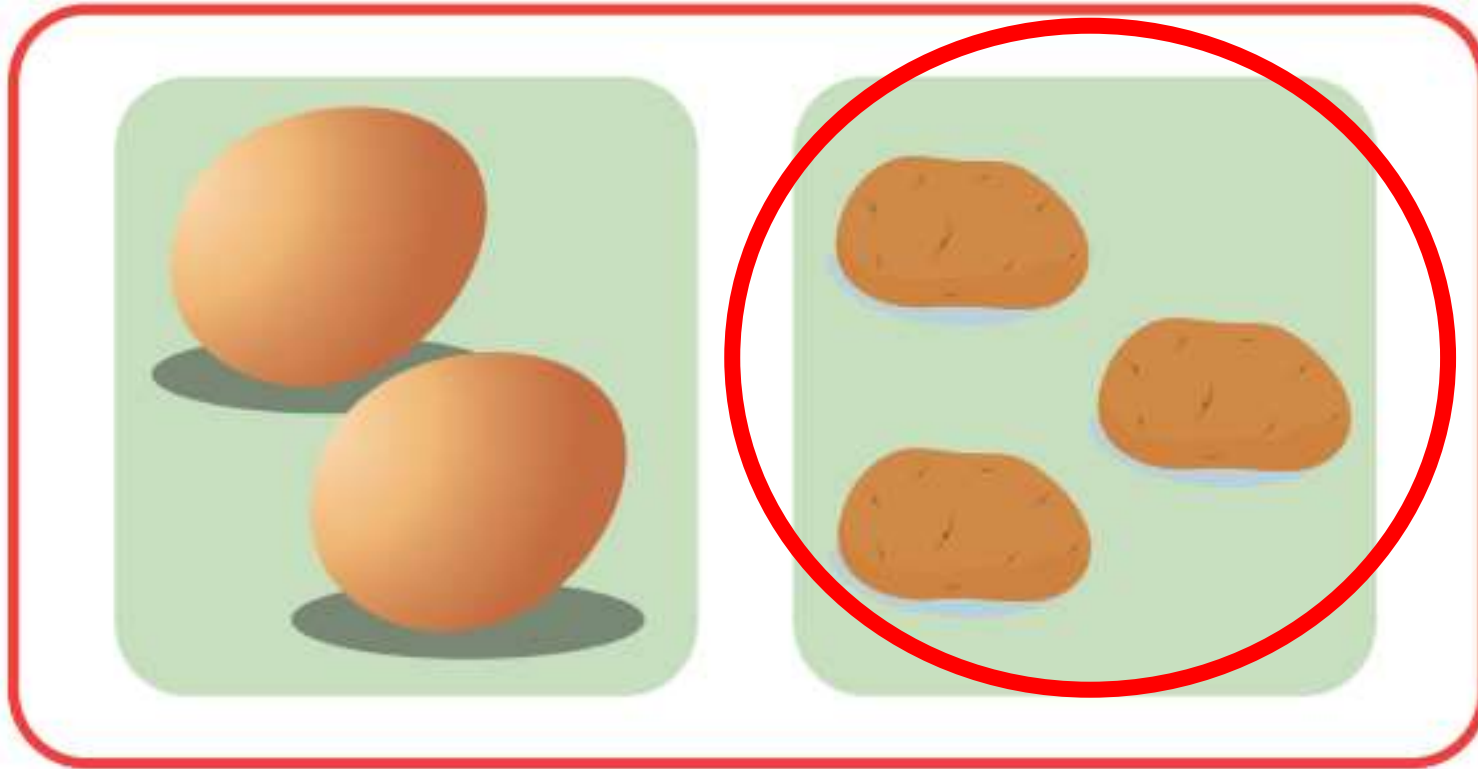
Listen and circle.



Click the icon to hear the sound

Workbook, P.81

2






Listen and circle. 



Click the icon to hear the sound

Workbook, P.81

3






Listen and circle.



Click the icon to hear the sound

Workbook, P.81

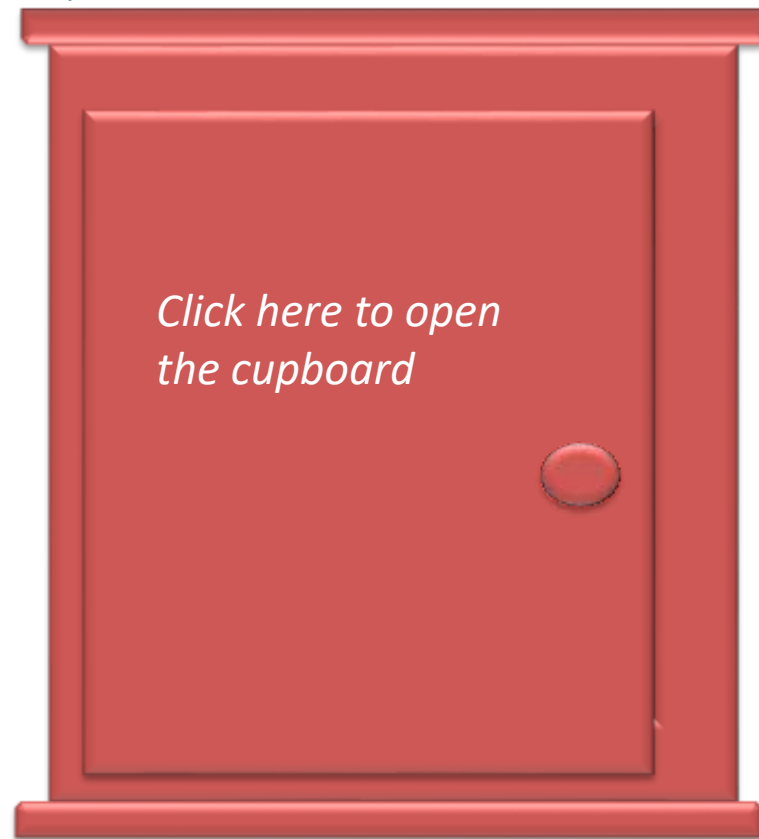
4



AFTER LISTENING



Look and ask



Are there any limes?
No, there aren't .


Look and ask



Is there _____ a potato?
No, there isn't _____ .



Look and ask



*Click here to open
the cupboard*

Are there any eggs?

Yes, there are .

Look and ask

*Click here to open
the cupboard*

Are there any
potatoes?

Yes, there are

▪

Practice with your friends.



LET'S TALK



LISTENING
SCRIPT

Lucy: Alfie, are there any **tomatoes**?

Alfie: Yes, there are some **tomatoes**.

Lucy: Great!



LISTENING
SCRIPT

Lucy: Thanks, Alfie. Are there any
bananas?

Alfie: No, there aren't.

Lucy: Hmm, OK





LISTENING
SCRIPT

Alfie: Is there an **onion**?
Lucy: No, there isn't.



LISTENING
SCRIPT

Lucy: Are there any **eggs**?

Alfie: Yes, there are some **eggs**?

Lucy: Here, Alfie. Drink this!

Alfie: Ugh! Lucy! What's this?

Lucy: Sorry, Alfie!



CONSOLIDATION



Draw the food in the kitchen in your house and talk with your classmate.



Extra Practice
DHA App

LET'S PLAY!

Tiếng Anh 3 i-Learn Smart Start > Phần mềm trò chơi tương tác > Unit 8 - Food

The screenshot displays the app's main menu for Unit 8 - Food. On the left, there is a vertical list of lessons: Lesson 1 (0% completion), Lesson 2 (0% completion, highlighted in green), Lesson 3 (0% completion), and Lesson 4 (0% completion). On the right, there are three interactive game cards: 'Listen And Find' (with a magnifying glass and speaker icon), 'Look And Find' (with a magnifying glass and eye icon), and 'Grammar' (with a magnifying glass and books icon). Each game card has three stars below it, indicating a rating or progress. The background is green with a pattern of light green circles.

*Click here to play
the games*



WRAP-UP



Today's lesson

Phonics:

/z/

Structures/Sentence patterns
Are there any...? - Yes, there are (some...)/ No, there aren't.
Is there...? - Yes, there is (a/an...)/No, there isn't.

Listening

Listen to friends talking about food in the kitchen



Homework

- *Practice the vocabularies, structures, and make sentences using them.*
- *Do the exercises in **Tiếng Anh 3 i-Learn Smart Start WB** (page 81).*
- *Prepare the next lesson (page 115 SB).*
- *Play the consolidation games in **Tiếng Anh 3 i-Learn Smart Start DHA App** on www.eduhome.com.vn*





Enjoy your day!