

Wonderful WORLD





Unit 4: Food and Drinks

Lesson 2: Task 1 2 3



1

Warm up
Puzzle game

3 letters

egg

6 letters



orange

8 letters

sandwich

9 letters

spaghetti

10 letters

vegetables



2

Presentation



a cookie



a cupcake



pizza



a piece of pizza



3

Practice

1. Listen and point. Repeat (track 4.4)



a cookie



a cupcake



pizza



a piece of pizza



2. Listen and read. Tick. (track 4.5)



Anna: It's lunch time.
Let's open our
lunch boxes!

Linda: Yes, let's.

Anna: I've got two cupcakes
for my lunch. How
about you?

Linda: I've got some pizza
and cookies.

Anna: Yummy! How many
pieces of pizza have
you got?

Linda: I've got three.

- 1 Anna's got two ☒ cupcakes ☐ cookies for her lunch.
- 2 Linda's got three ☐ cookies ☒ pieces of pizza for her lunch.



3. Let's talk.

Ask and answer questions about what you want for your lunch.

Would you like some pizza?

Yes, please. I'd like two pieces of pizza.

No	Name	Pieces of pizza	Cupcakes	Vegetables	Cookies
1	Nam	2	3	0	1
2					
3					
4					
5					

4

Production


Game : The little bee



PLAY



The little bee



Question 1

Wonderful
WORLD



A. a cookie

B. sandwich

C. cupcake

Question 2


Wonderful
WORLD



A. pizza


B. cupcake

C. cookie



Question 3

Wonderful
WORLD




A. a piece of pizza

B. cookie

C. pizza

Question 4

Wonderful
WORLD



A. a piece of pizza

B. cookie

C. cupcake

ASSESSMENT



TEAM 1			
TEAM 2			
TEAM 3			
TEAM 4			



Vận dụng xuất sắc những kiến thức đã học vào thực hành

Vận dụng tốt những kiến thức đã học vào thực hành

Biết cách vận dụng những kiến thức đã học vào thực hành

A vibrant, cartoon-style collage of various fast-food items including french fries, burgers, sandwiches, chicken nuggets, popcorn, and soft drinks, all arranged around a central white cloud shape. The background is dark with scattered food crumbs and garnishes like tomatoes and olives.

5. Assessment

Look and match.

Wonderful
WORLD

1



2



3



4



cookie

pizza

a piece of
pizza

cupcake

UNIT 4: Food and Drinks

LESSON 2: task 1 2 3

What we learnt today

Vocabulary:

a cookie, a cupcake, pizza, a piece
of pizza

THANK you
and

Goodbye

