


## Unit 2



# Family

## Lesson 2






# Warm-up





End



550\$



100\$



350\$



600\$



10000\$



10000\$



550\$



Who's he?



1

He's my  
brother.

2

He's my  
cousin.



3

She's my  
cousin.

BACK



Who's she?



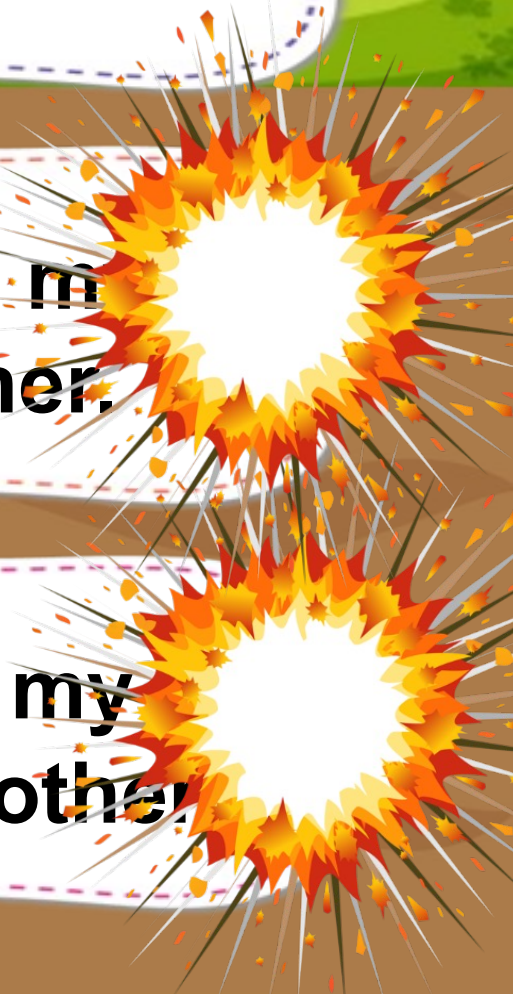
1

She's my  
aunt.



2

She's m  
mother.



3

She's my  
grandmother!



BACK



Who's he?



1

He's my  
brother

2

He's my  
uncle.



3

He's my  
grandfather

BACK



Who's she?



1

She's my  
grandmother. ✓

2

She's my  
mother. ✗

3

She's my  
cousin. ✗

BACK

Who's he?



1

He's my  
brother

2

He's my  
grandfather.



3

He's my  
baby.

BACK



Who's she?



1

She's m  
sister.

2

She's m  
grandmother.

3

She's my  
mother.



BACK

Who's he?



1

He's my  
grandfather.

2

He's my  
brother.

3

He's my  
father.



BACK





# Review



Who's \_\_\_\_\_ ?




\_\_\_\_\_ 's my \_\_\_\_\_.



grandfather



grandmother



uncle



aunt



cousin





# Sounds







C

1. Listen and repeat.



grandmother

/'grænmʌðər/

grandfather

/'grænfɑːðər/





C

## 2. Chant.



th th th

th th th

grandmother

grandfather

th th th







Circle the word having *th* sound.

grandmother

teacher

aunt

uncle

sister

mother

father

cousin


grandfather

this

brother

thank you





# Story








D

# 1. Look and listen.



D

## 2. Listen and circle.



1

Alfie: Who's he?

Tom: He's my (1) *cousin*/brother.

Alfie: What's his name?

Tom: His name's Alex.



2

Alfie: Who's he, Tom?

Tom: He's my (2) *brother*/cousin.

Alfie: Oh, what's his name?

Tom: His name's Bill.





D

## 2. Listen and circle.



3

Alfie: Oh, who's he?

Tom: He's my (3) *father/uncle*.

Alfie: What's his name?

Tom: His name's Tony.



4

Alfie: Is that your (4) *aunt/grandmother*?

Tom: Yes, it is.

Alfie: What's her name?

Tom: Her name's May.

Alfie: Your family looks nice, Tom.





D

### 3. Practice with your friends.

1

Alfie: Who's he?

Tom: He's my (1) *cousin/brother*.

Alfie: What's his name?

Tom: His name's Alex.

3

Alfie: Oh, who's he?

Tom: He's my (3) *father/uncle*.

Alfie: What's his name?

Tom: His name's Tony.

2

Alfie: Who's he, Tom?

Tom: He's my (2) *brother/cousin*.

Alfie: Oh, what's his name?

Tom: His name's Bill.

4

Alfie: Is that your (4) *aunt/grandmother*?

Tom: Yes, it is.

Alfie: What's her name?

Tom: Her name's May.

Alfie: Your family looks nice, Tom.







# Review




What's \_\_\_\_\_ name?



\_\_\_\_\_ name's \_\_\_\_\_.



his / Alex



his / Tony



her / May



His / Bill





# Structure





# Structure

❖ Cách hỏi và trả lời tên của 1 người nào đó:

**What's his name?** (Tên của anh ấy là gì?)

**His name's** \_\_\_\_\_. (Tên của anh ấy là \_\_\_\_.)

**What's her name?** (Tên của cô ấy là gì?)

**Her name's** \_\_\_\_\_. (Tên của cô ấy là \_\_\_\_.)





# Rabbit & Turtle



PLAY

Click hình chú Thỏ hoặc chú Rùa khi chọn đáp án.



What's \_\_\_\_\_ name?

\_\_\_\_\_ name's Alex.



Next

her



his



What's \_\_\_\_\_ name?

\_\_\_\_\_ name's Bill.



Next

her



his





What's \_\_\_\_\_ name?

\_\_\_\_\_ name's Tony.



Next

her



his



What's \_\_\_\_\_ name?

\_\_\_\_\_ name's May.



Next

her



his



What's \_\_\_\_\_ name?

\_\_\_\_\_ name's Nick.



Next

her



his





What's \_\_\_\_\_ name?

\_\_\_\_\_ name's Lucy.



Next

her



his



What's \_\_\_\_\_ name?

\_\_\_\_\_ name's Alfie.



Next

her




his



What's \_\_\_\_\_ name?

\_\_\_\_\_ name's Tom.



Next

her



his





B



EXIT



# Review



What's \_\_\_\_\_ name?



\_\_\_\_\_ name's \_\_\_\_\_.



his / Alex



his / Tony



her / May



His / Bill



**THANK YOU !**