

Unit 2

Holidays

Lesson 2 - Part 2






warm-



HOT SEAT



HOW TO PLAY



One student from each team comes to the front of the class and faces away from the screen.

HOW TO PLAY



The teacher will show the class a
picture, word, or sentence.



**HOW TO
PLAY**


The students at the front **guess** what is
on the screen.

HOW TO PLAY


animal

Australia

jump



kangaroo




To help them, **one team** will give them **clues**. After each clue, the students have **20 seconds** to guess.

HOW TO PLAY


animal

Australia

jump



kangaroo




They can only guess **one time per clue.**

HOW TO PLAY

+2pt

s kangaro
o

kangaroo



The first student to say the correct answer
gets points for their team!

HOW TO PLAY

If you guess the answer after...

1 Clue = 6 points

2 Clues = 4 points

3 Clues = 2 points

4+ Clues = 1 point

LET'S PLAY!

1

buy candy



2

invite friends



3



blow up the balloons

4

make a cake



5

wrap the presents





EXCELLENT




Review



wrap the presents



make
a cake




put up
colored paper

Could you _____?
Yes, sure.



buy candy



blow up
the balloons




invite friends





Sound changes





C

1. Listen and repeat.



Could you buy candy?

Could you make a cake?



Could you buy candy?

Could you make a cake?






2. Chant. Turn to page 123.

Could you make a cake?
Could you? Could you?
Yes, sure. Yes, I could.
Could you buy candy?
Could you? Could you?
Yes, sure. Yes, I could.
Could you wrap the presents?
Could you? Could you?
Yes, sure. Yes, I could.
Could you invite friends?
Could you? Could you?
Yes, sure. Yes, I could.






Listening



Who can you see?


- Mr. and Mrs. Brown, Lucy, Tom, Alfie, their friends.






Where are they?

- They're at home.





What are they doing? - They're having a party.





D 1. Describe the comic. Use the new words. Listen.



2. Listen and write.



1

Lucy: Mom, is the New Year's party on Sunday?

Mrs. Brown: Yes. Lucy, could you (1) _____ invite friends _____?

Lucy: Yes, sure, Mom.

Alfie: Mrs. Brown, can I invite my friends from Alpha?

Mrs. Brown: Sure.



2

Alfie: I'm so excited! Mrs. Brown, can I help you?

Mrs. Brown: Yes, Alfie. Could you (2) _____?

Alfie: Yes, sure, Mrs. Brown.

Mrs. Brown: Thanks, Alfie. And Tom, could you help your dad in the kitchen?

Tom: Yes, sure, Mom.



3

Tom: Hi, Dad.

Mr. Brown: Hey, Tom.

Tom: What are you doing?

Mr. Brown: I'm making cookies. Could you (3) _____?

Tom: OK, sure. That sounds fun.



4

Tom: Lucy, could you (4) _____?

Lucy: Yes, sure.

Alfie: Let me help you, Lucy.

Lucy: Thanks.

...

Everyone: Wow! Alfie, your friends are great!



2. Listen and write.



Lucy: Mom, is the New Year's party on Sunday?


Mrs. Brown: Yes. Lucy, could you (1) _____ invite friends _____?

Lucy: Yes, sure, Mom.

Alfie: Mrs. Brown, can I invite my friends from Alpha?

Mrs. Brown: Sure.

2. Listen and write.



2

Alfie: I'm so excited! Mrs. Brown, can I help you?

Mrs. Brown: Yes, Alfie. Could you (2) blow up the balloons ?

Alfie: Yes, sure, Mrs. Brown.

Mrs. Brown: Thanks, Alfie. And Tom, could you help your dad in the kitchen?

Tom: Yes, sure, Mom.

2. Listen and write.



3

Tom: Hi, Dad.

Mr. Brown: Hey, Tom.

Tom: What are you doing?

Mr. Brown: I'm making cookies. Could you
(3) make a cake?

Tom: OK, sure. That sounds fun.

2. Listen and write.



4

Tom: Lucy, could you
(4) put up colored paper?

Lucy: Yes, sure.

Alfie: Let me help you, Lucy.

Lucy: Thanks.

...

Everyone: Wow! Alfie, your friends are great!

3. Role-play.



1

Lucy: Mom, is the New Year's party on Sunday?

Mrs. Brown: Yes. Lucy, could you (1) _____ invite friends _____?

Lucy: Yes, sure, Mom.

Alfie: Mrs. Brown, can I invite my friends from Alpha?

Mrs. Brown: Sure.

2

Alfie: I'm so excited! Mrs. Brown, can I help you?

Mrs. Brown: Yes, Alfie. Could you (2) blow up the balloons?

Alfie: Yes, sure, Mrs. Brown.

Mrs. Brown: Thanks, Alfie. And Tom, could you help your dad in the kitchen?

Tom: Yes, sure, Mom.

3

Tom: Hi, Dad.

Mr. Brown: Hey, Tom.

Tom: What are you doing?

Mr. Brown: I'm making cookies. Could you (3) make a cake?

Tom: OK, sure. That sounds fun.

4

Tom: Lucy, could you (4) put up colored paper?

Lucy: Yes, sure.

Alfie: Let me help you, Lucy.

Lucy: Thanks.

...

Everyone: Wow! Alfie, your friends are great!





Workbook





Listen and put a tick (✓) or a cross (✗).



1

Could you blow up the balloons?



2

Could you put up colored paper?



3

Could you make a cake?



4


Could you wrap the presents?






D Look and write.


- 1




A: Could you _____ invite friends _____?
B: Yes, sure.
- 2




A: Could _____?
B: Yes, sure.
- 3



A: Could _____?
B: Yes, _____.
- 4



A: _____?
B: _____, _____.
- 5



A: _____?
B: _____, _____.





1



A: Could you _____ invite friends _____?

B: Yes, sure.





2



A: Could you blow up the balloons ?

B: Yes, sure.

3



A: Could you put up colored paper ?

B: Yes, sure.





4



A: Could you wrap the presents _____?

B: Yes _____, sure _____.

5



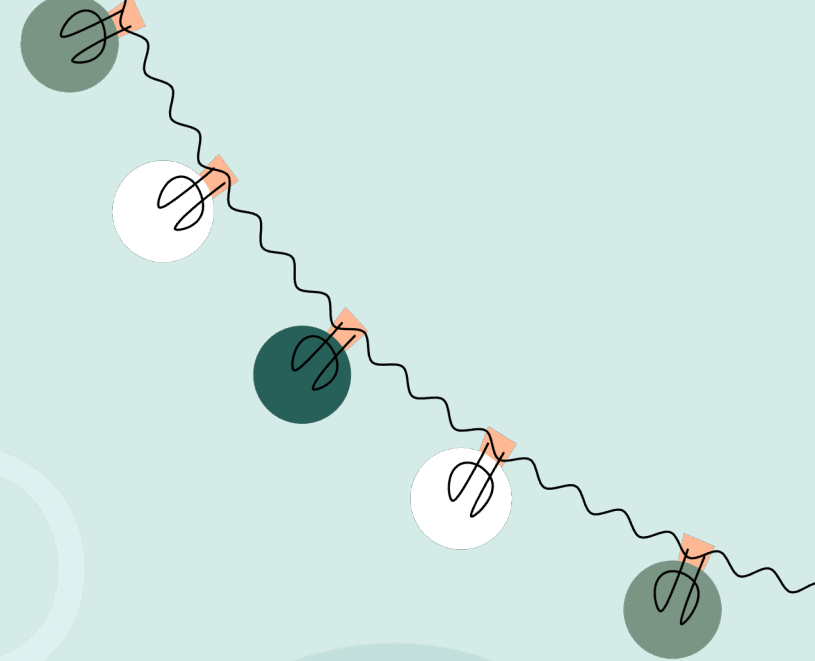
A: Could you buy candy _____?

B: Yes _____, sure _____.





Wrap-up



MICKEY CHECK

START





Could you _____?

Yes, sure.



put up
colored paper



invite friends



buy candy

Next





Could you _____?
Yes, sure.



blow up
the balloons



buy candy



wrap
the presents



Next





Could you _____?
Yes, sure.



make a cake



invite friends



put up
colored paper



Next





Could you _____?

Yes, sure.



buy candy



blow up
the balloons



make a cake

Next





Could you _____?
Yes, sure.



wrap
the presents



invite friends



make a cake

Next





Could you _____?
Yes, sure.



make a cake



put up
colored paper



wrap
the presents



Next





Could you help your mom?

Yes, _____.



sure



I could



thanks




Next



Excellent!



END



THANK YOU



For joining!