



Unit 4: HOME
Review & Practice 1
Page 64

Lesson Outline

Warm-up

Listening

Reading

Consolidation

Wrap-up

Unit 4 REVIEW AND PRACTICE
HOME

A Listen and (✓) the box. 

1   

2    3   

4    5   

B Look and read. Put a (✓) for a (X).

1  She's playing. ☒

2  He's cleaning. ☐

3  She's sleeping. ☐

4  He's eating. ☐

64

Objectives

By the end of this lesson, students will be able to review asking where people are, asking what people are doing, asking where things are and talking about their homes, using the target language.



WARM UP



How To Play

- Students must take turns reading the words in order.
- Each time a student can choose to say the words in 1 square, 2 squares or a maximum of 3 squares.
- The student who says the last word must dance!



**living
room**

box

tables

sleeping

closet

beds

sofas

bedroom

picture

yard

chair

desks

cleaning

bed

eating

boxes

bathroom

house

closets

sofa

kitchen

mirror

desk

pictures

cooking

mirrors

table

playing

TV

chairs





A**Listen and (✓) the box.***Click on the earphone to hear the sound.***A****1****B****C****A****2****B****C**

A**Listen and (✓) the box.***Click on the earphone to hear the sound.*

3

A **B** **C**

✓

4

A **B** **C**

✓

5

A **B** **C**

✓



Make up sentences.

A



B



C



My mother _____.

My mother is cooking.

My bedroom has _____.

My bedroom has a picture
(in it).

A



B



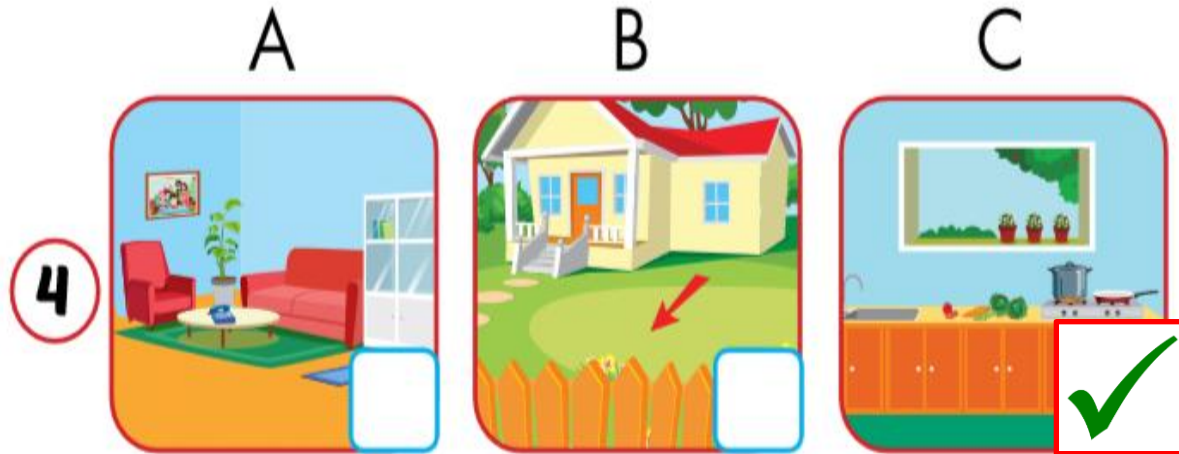
C



3



Make up sentences.



My kitchen _____.

My kitchen is blue./

My kitchen has a picture.

Hưng _____.

Hưng is cleaning.





B**Look and read. Put a (✓) or a (✗).** **1**

She's playing.

**2**

He's cleaning.



B**Look and read. Put a (✓) or a (✗).** **3**

She's sleeping.

**4**

He's eating.





A**Look at the pictures. Look at the letters. Write the words.****1**

c l n i e a n g

cleaning

2

e d r b o m o

bedroom



A**Look at the pictures. Look at the letters. Write the words.****3**

h a t b o m r o

bathroom

4

o k c g o i n

cooking



A**Look at the pictures. Look at the letters. Write the words.****5**

r i r m o r

mirror

6

o f s a

sofa



B**Listen and tick (✓) the box.***Click on the earphone to listen.***1****2**

B**Listen and tick (✓) the box.***Click on the earphone to listen.***3****4**

CONSOLIDATION



Extra Practice
DHA App

Let's play!

Click here to play the game


Tiếng Anh 3 i-Learn Smart Start > Phần mềm trò chơi tương tác > Unit 4 - Home


Lesson 1 0%


Lesson 2 0%

Lesson 3 0%

Lesson 4 0%


Listen And Find
☆☆☆


Look And Find
☆☆☆


Grammar
☆☆☆



WRAP-UP



Homework

- *Review the vocabularies and sentence patterns. Make sentences using them.*
- *Do the exercises on page 46 (WB)*
- *Prepare the next lesson (page 65 SB)*
- *Play the consolidation games in **Tiếng Anh 3 i-Learn Smart Start DHA App** on www.eduhome.com.vn*
- *Do the exercises in **Tiếng Anh 3 i-Learn Smart Start Notebook** on page 32.*





Have a nice day!