



Tiếng Anh

Unit 5: Getting Around

Lesson 1.1

Page 64

Lesson Outline

Warm-up

Vocabulary

Structure

Consolidation

Wrap-up

Unit 5 LESSON 1

GETTING AROUND

A 1. Listen and point. Repeat. 


 1
 stop


 2
 do not enter


 3
 turn left


 4
 turn right


 5
 no parking

2. Play Slow motion.



B 1. Listen and practice. 



What does that sign mean?



It means "Stop".



2. Look and write.  **Practice.**

1  It means "Do not enter".

3  It means "_____".

2  A: What does that sign mean?
B: It means "_____".

4  It means "_____".

5  A: What does that sign mean?
B: It means "_____".

64

Objectives

By the end of this lesson, students will be able to...

Vocabulary: Pronounce and use the words related to the topic properly: *stop, do not enter, turn left, turn right, no parking.*

Structure: *What does that sign mean? - It means "Stop".*

WARM UP









**A****1. Listen and point. Repeat.***Click on each picture to hear the sound.*

1



stop

/stɑ:p/
ngừng lại,
dừng lại

2



do not enter

/du: nɑ:t 'entər/
cấm vào

3



turn left

/tɜ:rn left/
 rẽ trái

4



turn right

/tɜ:rn raɪt/
 rẽ phải

5



no parking

/nəʊ 'pɑ:rkɪŋ/
cấm đỗ xe

A**1. Listen and point. Repeat.**

Click on each picture to hear the sound.



stop

/stɒp/
ngừng lại,
dừng lại

A**1. Listen and point. Repeat.**

Click on each picture to hear the sound.



do not enter

/duː nɑːt 'entər/
cấm vào

A**1. Listen and point. Repeat.**

Click on each picture to hear the sound.



turn left

/tɜːn left/
rẽ trái

A

1. Listen and point. Repeat.



Click on each picture to hear the sound.



turn right

/tɜːn raɪt/
rẽ phải

A**1. Listen and point. Repeat.**

Click on each picture to hear the sound.



no parking

/nou 'pa:rkɪŋ/
cấm đỗ xe



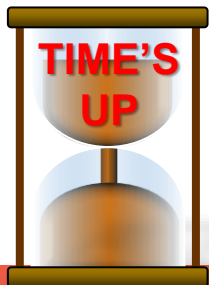

Check your memory

DISAPPEAR



**Look at the the line
and say what
disappears with the
wind within the time
limit (5 seconds)**

What disappears?



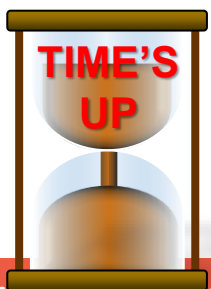

stop

What disappears?




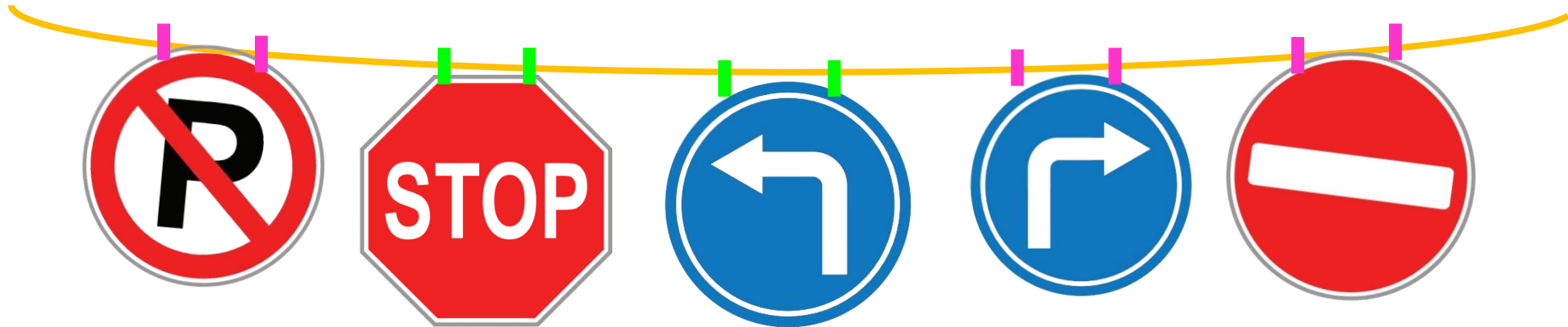
no parking

What disappears?



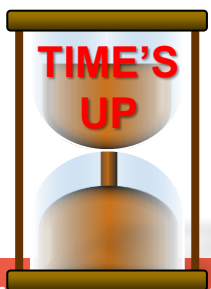
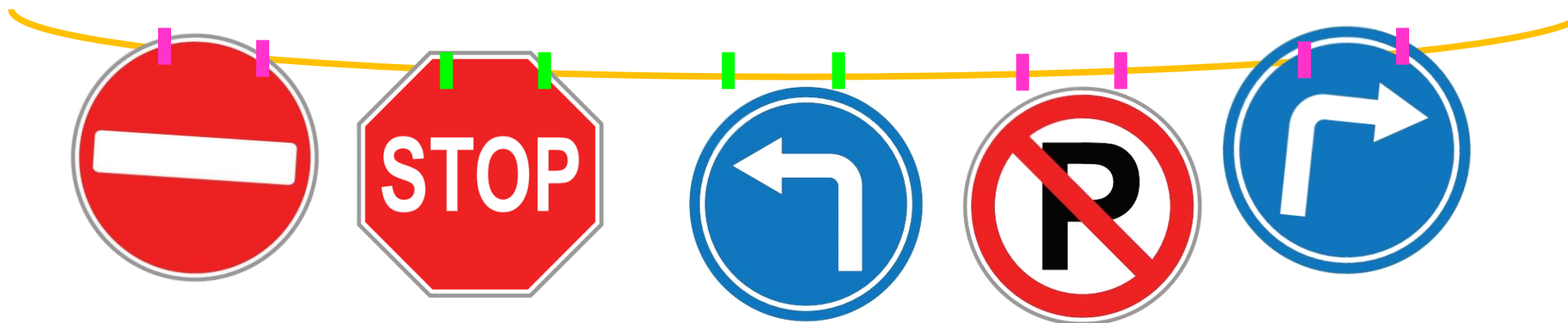
do not enter

What disappears?





turn left

What disappears?




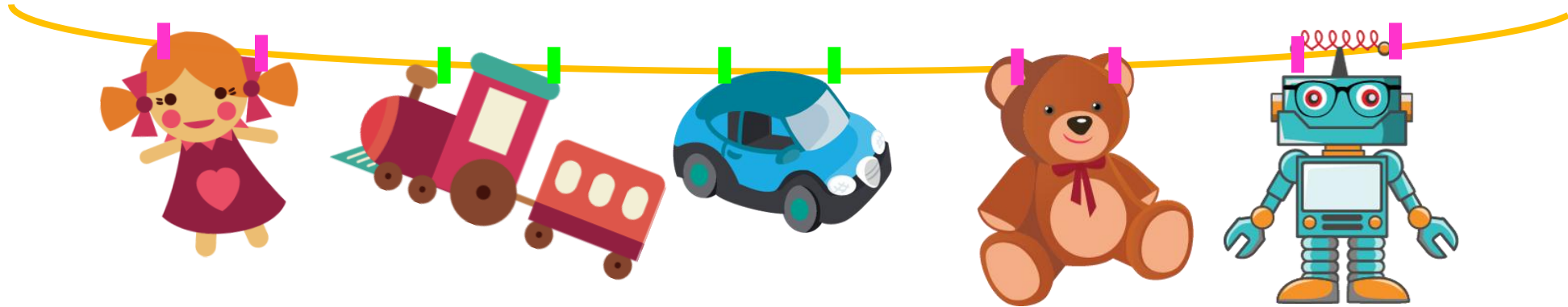
turn right

What disappears?




a teddy bear

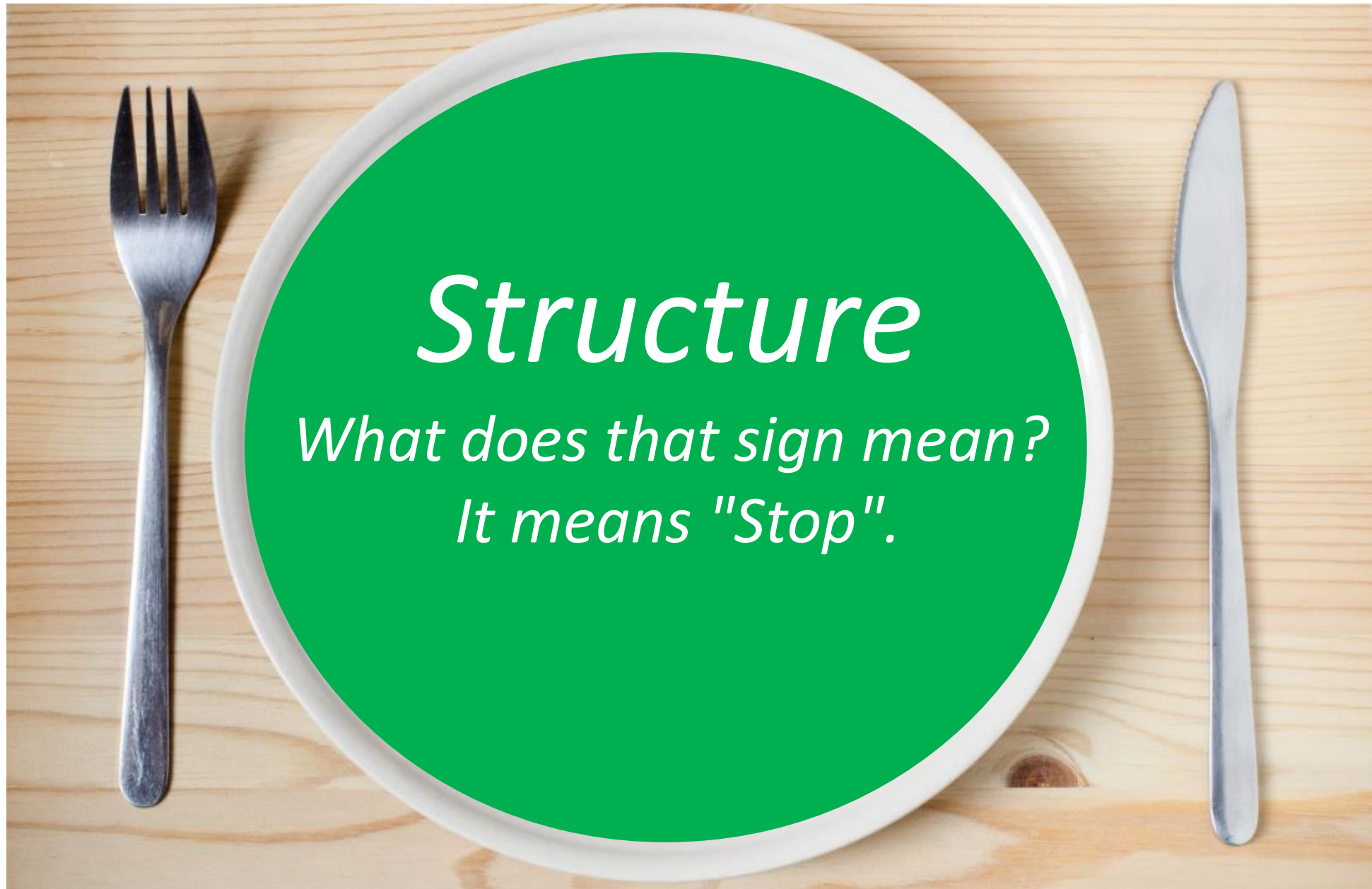
What disappears?



a train

2. Play *Slow motion*.







Structure



What does that sign mean?



It means "Stop".





B**1. Listen and practice.**

What does that sign mean?



It means "Stop".



2. Look and write . Practice.



It means "Do not enter".



A: What does that sign mean?

B: It means "turn left".



It means "no parking".

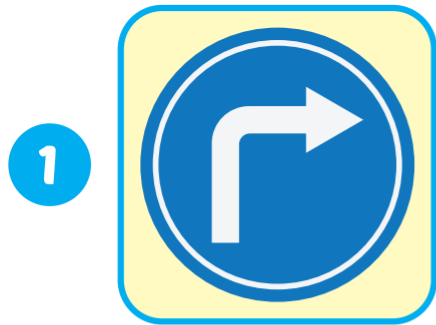


It means "turn right".



A: What does that sign mean?


B: It means "stop".

Extra Practice
WB, page 42**A** Find and circle.


lapturnrightood



pramnoparkingi



plqdonotenterp



arsturnlefturth

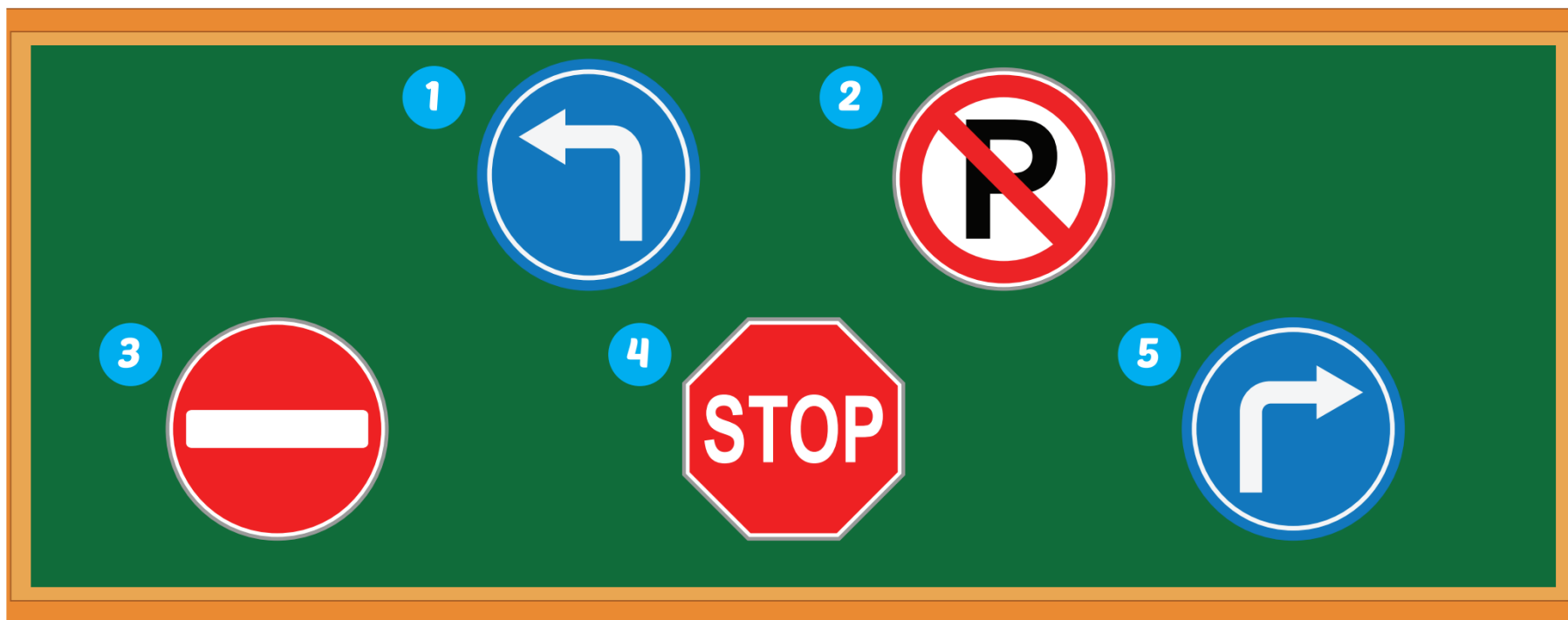


salnstopinut

Extra Practice
WB, page 42



Look and write.



1. _____ turn left _____

2. no parking _____

3. do not enter _____

4. stop _____

5. turn right _____



CONSOLIDATION



WRAP-UP



Today's lesson

Vocabularies

*stop, do not enter,
turn left, turn right,
no parking.*

Structures/ Sentence patterns

*What does that sign mean?
- It means "Stop".*

Homework

- *Practice the vocabularies and structure; and make sentences using them.*
- *Do the exercises in **Tiếng Anh 4 i-Learn Smart Start WB** (page 42).*
- *Do the exercises in **Tiếng Anh 4 i-Learn Smart Start Notebook** (page 28).*
- *Prepare the next lesson (page 65 SB).*
- *Play the consolidation games in **Tiếng Anh 4 i-Learn Smart Start DHA App** on www.eduhome.com.vn*



Enjoy your day!