

VÕ ĐÀI PHÚC (Tổng Chủ biên kiêm Chủ biên)
NGUYỄN THỊ NGỌC QUYÊN - ĐẶNG ĐỖ THIÊN THẠNH
LÊ THỊ TUYẾT MINH - HUỲNH TUYẾT MAI - NGUYỄN THUY UYÊN SA

Tiếng Anh

Learn
**Smart
Start**
Student's Book

3



NHÀ XUẤT BẢN
ĐẠI HỌC SƯ PHẠM TP HỒ CHÍ MINH



Unit 2

Review and Practice

Page 36

Lesson Outline

Warm-up

Listening



Reading

Consolidation

Wrap-up

Unit 2 REVIEW AND PRACTICE

FAMILY

A Listen and draw lines.  

1 James 2 Vicky 3 Emily 4 Fred 5 Paul



friend cousin uncle grandfather aunt

B Read the sentences. Choose a word from the box. Fill in the blanks. 

homework up bed -room-



Clean your _____!



Wake _____!



Go to _____!



Do your _____!



Objectives

By the end of this lesson, students will be able to review introducing family members, asking who someone is, and following simple instructions.

Vocabulary:

friend, cousin, uncle, grandfather, aunt, homework, clean, wake up

Structures:

Who's he/she?/ This is my.../ What's his/her name?/
Clean your room.



WARM UP






Listen and circle.



Keys



Listen and circle.



A




B

Keys



Listen and circle.


**A****B****Keys**

Listen and circle.



A


Keys



B



Memory Game



It's time to learn ...





A

Listen and draw lines. (CD1 Track 57)



Keys

1 James 2 Vicky 3 Emily 4 Fred 5 Paul

friend cousin uncle grandfather aunt



Audio scripts

Track 57

Narrator: Look at the pictures. Listen. There is one example.

1. G: This is my friend.

B1: Hi, I'm James.

B2: Hi, James.

Narrator: Can you see the line? This is an example.

Now, listen and draw lines.

2. B: Who's she?

G: She's my aunt.

B: What's her name?

G: Her name's Vicky.

3. B: This is my cousin.

G: What's her name?

B: Her name's Emily.

G: Hi, Emily.

4. B: This is my grandfather.

M: Hi, I'm Fred.

G: Hi, Fred.

5. G: Who's he?

B: He's my uncle.

G: What's his name?

B: His name's Paul.

Narrator: Now, listen again.





B

Read the sentences. Choose a word from the box.
Fill in the blanks.

homework

up

bed

~~room~~

1



Clean your room!

2



Wake up!



B

Read the sentences. Choose a word from the box.
Fill in the blanks.

homework

up

bed

~~room~~

3



Go to bed!

4



Do your homework!





A

Look at the table and pictures. Look at the numbers. Write the words and draw lines.

A	B	C	D	E	F	G	H	I	J	K	L	M
1	2	3	4	5	6	7	8	9	10	11	12	13
N	O	P	Q	R	S	T	U	V	W	X	Y	Z
14	15	16	17	18	19	20	21	22	23	24	25	26



A

Look at the table and pictures. Look at the numbers. Write the words and draw lines.

1	G	R	A	N	D	M	O	T	H	E	R	
	7	18	1	14	4	13	15	20	8	5	18	
2	c	o	u	s	i	n						
	3	15	21	19	9	14						
3	a	u	n	t								
	1	21	14	20								
4	u	n	c	l	e							
	21	14	3	12	5							
5	b	r	o	t	h	e	r					
	2	18	15	20	8	5	18					
6	g	r	a	n	d	f	a	t	h	e	r	
	7	18	1	14	4	6	1	20	8	5	18	





Consolidation

What's missing?

1

Hello!



2

Goodbye!



3



4



5



6



7



8



What's missing?

1



2



3



4



5



6



7



8



WRAP-UP



Today's lesson

Vocabulary:

friend, cousin, uncle, grandfather, aunt, homework,
clean, wake up

Structures:

Who's he/she?/ This is my.../ What's his/her name?/
Clean your room.



Homework

- Practice vocabularies and structure. Make sentences using them.
- Do the exercises in **Tiếng Anh 3 i-Learn Smart Start Workbook** (page 26).
- Practice the vocabulary and structure in **Tiếng Anh 3 i-Learn Smart Start Notebook** (page 19).
- Play the consolidation games in **Tiếng Anh 3 i-Learn Smart Start DHA App** on www.eduhome.com.vn
- Prepare the next lesson (page 37).





Enjoy your day!