


TIẾNG ANH 7



UNIT 11: TRAVELLING IN THE FUTURE

Lesson 2 – A closer look 1



OBJECTIVES

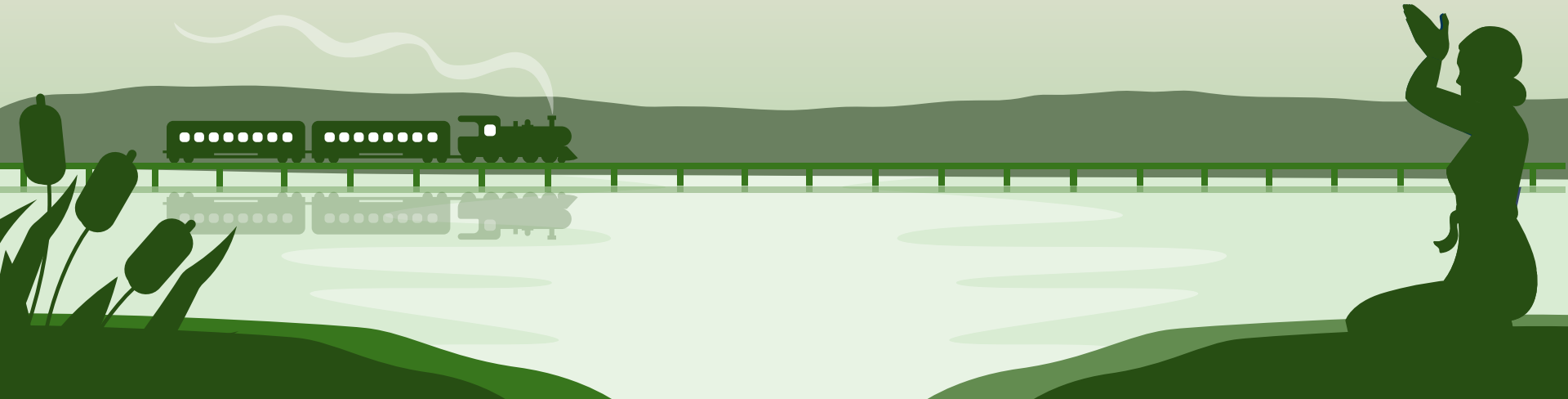
The background features a stylized landscape. At the top, a large green sun is partially obscured by a light pink and white wave-like pattern. Two small green birds are flying in the sky. Below the sun, a dark green silhouette of a large evergreen tree stands on the right side. In the foreground, a dark green bridge with a railing spans across a light green area, supported by several vertical posts. The overall color palette is dominated by various shades of green and pink.

By the end of this lesson, students will be able to:

01 Use some lexical items related to the topic Travelling in the future.

02 say sentences with correct stress

I. Vocabulary







Let's warm-up




- Work in 4 groups.
- 3 hints will be given
- Raise hands to guess the transportations.
- The fastest group to have the correct answer using:
1 hints gains 3 points | 2 hints gains 2 points | 3 hints gains 1 point



2 words



Flying car



+



**Solar-powered
ship**



=





=



12 letters

+



=



+




Bamboo-copter

NEXT
DESTINATION



Has a T

+



+



=

skyTran





1. Write the words or phrases under the correct pictures. Then listen, check, and repeat. (p. 116)



Solar-powered ship



Flying car



Bamboo-copter

hyperloop



skyTran



2. Write words or phrases from 1 in the correct columns. (p. 116)

Ride	Fly	Sail

Flying car

Hyperloop

Bamboo-copter

skytran

Solar-powered ship

✓ **3. Complete the sentences, using the words from the box. (p. 116)**



eco-friendly fly ride bamboo-copter hyperloop

1. Travelling by **bamboo-copter** is simple. You just put it on and fly away.
2. People will soon **fly** in flying cars instead of driving normal cars.
3. It will be fun to **ride** a skytrain to work.
4. Travelling by **hyperloop** will be faster than by airplane.
5. Solar-powered ships are **eco-friendly**. They will not cause pollution.





Can you read this sentence


Learning English is so easy!

Where did you raise your voice?

A stylized landscape illustration. On the left, a large, solid green circle represents the sun or moon. Below it are rolling hills in various shades of green. A winding river flows through the middle ground. In the foreground, there are several green plants with leaves and flowers. On the right, a train with a locomotive and two passenger cars is moving along a track. The sky is a light green gradient with a few white clouds and two small green birds flying.

2. Pronunciation

SENTENCE STRESS



SENTENCE STRESS



1. Stressed words:

N, main V, Adj, Adv, and negative auxiliaries.

Eg: we **don't like travelling**

2. Unstressed words:

- Preposition (in/on/at...)


- Articles (a/an/the)

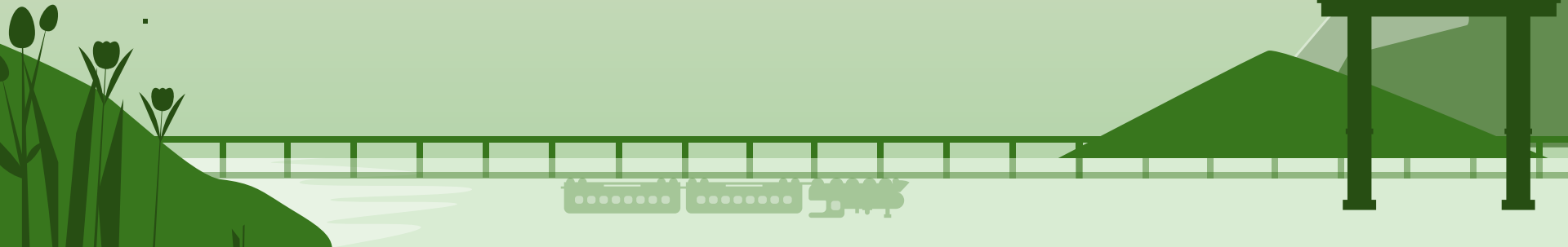
- Pronouns (I, you, he,...)

- Auxiliary verbs (do, did,...)



4. Listen to the sentences and repeat. Pay attention to the bold syllables. (p. 116)

- 
1. We'll **have driverless cars**.
 2. We'll **have driverless cars** in the **future**.
 3. I **think driverless cars** will **run faster**.
 4. I **don't think** we'll **have driverless cars**.
 5. I **think driverless cars** will be **safer and greener**.



5. Listen to the sentences and repeat. How many stresses are there in each sentence? (p.116)
Underline the stressed syllables



1. That is a solar-powered ship. 3
2. They will travel by flying car. 3
3. They introduced a new autopilot model. 4
4. Will bullet trains pollute the environment? 4
5. I don't think those trains will be popular here. 5



Let's wrap up

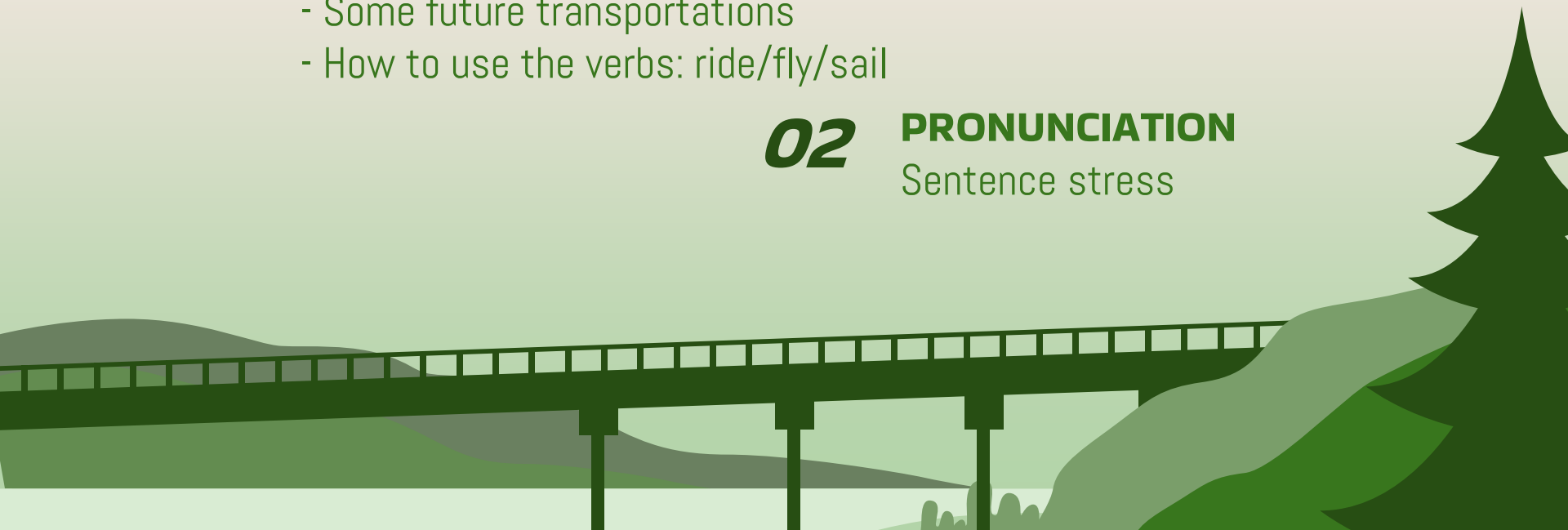
What have we learned today?

01 VOCABULARY

- Some future transportations
- How to use the verbs: ride/fly/sail

02 PRONUNCIATION

Sentence stress



CENTRAL
STATION

Thanks
for
listening!

