


Wonderful  
WORLD



# Wonderful WORLD





UNIT 6

OUTDOOR  
ACTIVITIES

Task 1 2 3






1

WARM UP





**Wonderful  
WORLD**







## 2 PRESENTATION






Wonderful  
WORLD

Go hiking







Wonderful  
WORLD


Have a  
picnic





Beach





Forest



# 1 Listen and point. Repeat

Wonderful  
WORLD



Beach



Forest



Go hiking



Have a  
picnic



## 2.1 Listen and Repeat.

Wonderful  
WORLD

That's not bad.

We can swim in the sea, too.

Oh, No. Mum and dad aren't at home. We can't go out now. We can have a picnic in the garden because it's warm today.





## 2.2 Listen again and match .

1 Go hiking

A In the garden

2 Ride a bike

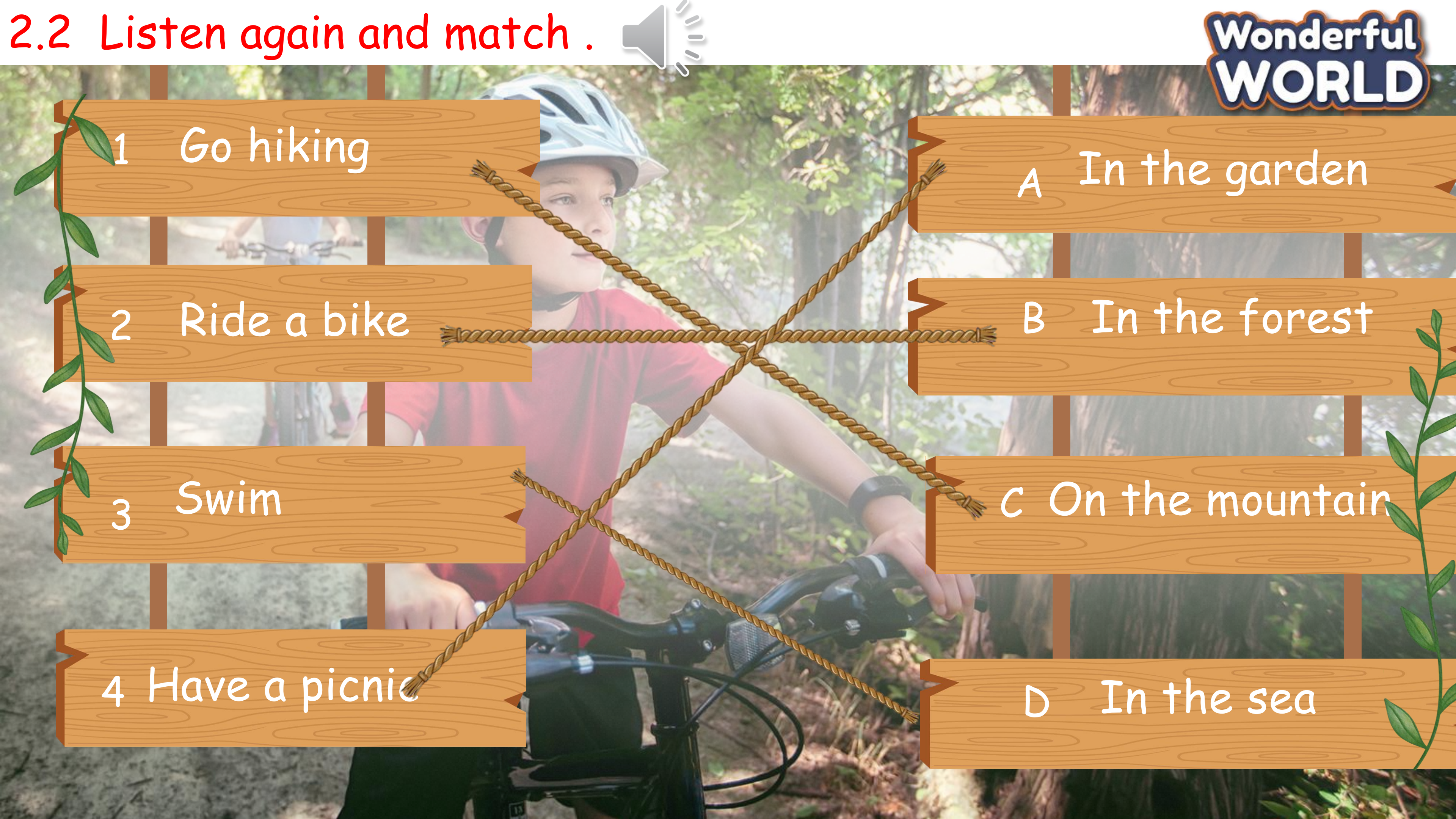
B In the forest

3 Swim

C On the mountain

4 Have a picnic

D In the sea





3

PRACTICE





Wonderful  
WORLD

PROTECT  
THE JUNGLE

PLAY










### 3 Look and say

Wonderful  
WORLD

It's sunny.  
We can go to  
the beach



*sunny / go to the beach*





### 3 Look and say

It's cold. I  
ride in the  
forest.



*cold/ ride a bike in the forest.*





### 3 Look and say

It's cool.  
I go hiking on  
the mountain.



*cool/ go hiking on the mountain*





### 3 Look and say

It's warm. I  
have a picnic  
in the park.



*warm/ have a picnic in the park.*





4

PRODUCTION





Draw and say

*I ride a bike in the  
forest with my  
sister.*





5

# Assessment





# Read and circle




Wonderful  
WORLD

- I go in / to the beach.
- I ride a bike in / to the forest.
- I play volleyball in / on the beach.
- I go hiking on / to the mountain.
- I swim in / on the sea.








# VOCABULARY

*Review Vocabulary:  
Beach ; forest ; go hiking  
have a picnic.*



# STRUCTURE

*It's sunny. We can go to  
the beach.*







Goodbye